

TONTARRA

ENDOSCOPY



LAPAROSCOPY

ABOUT US

For more than 50 years “made by TONTARRA, Germany” is a synonym for state-of-the-art surgical and endoscopic instruments and equipment.


This success and the international recognition of the skillfulness in surgical and endoscopic instrument making of Tontarra Medizintechnik GmbH are based on our commitment to medical innovation, mastery in manufacturing, and a strong focus on our continuing tradition of excellence.

The confidence in our surgical and endoscopic lines as expressed by our international customers, distribution- and OEM-partners are a driving force to face and meet new challenges.

TONTARRA



Indispensable ‘tools’ for maturing new ideas into high-precision surgical instruments of highest precision include our state-of-the-art manufacturing facility and production processes, and especially the comprehensive technical know-how, ingenuity and strong commitment of our entire team.



ICONS – OVERVIEW



Function length



LuerLock



Quick Lock



For use with sheath in size



Round sheath



Oval sheath



Drop style sheath



Continuous flow



Disposables

TABLE OF CONTENT


▶ Telescopes HD / HD+ / HD+2 Light guide cables & Connectors	5 – 8	▶ HF-Instruments Bipolar	47 – 52
▶ Laparoscopic Instruments HF instrument system Endoor C Non-HF instruments	9 – 22	▶ Veres Cannula Trocar Systems	53 – 64
▶ Clip Appliers	23 – 26	▶ Pediatric Laparoscopy Ø 3.0 mm	65 – 70
▶ Needle Holders Suture Sets	27 – 34	▶ Disposables	71 – 74
▶ Endo-Retractors	35 – 38	▶ HF Generator HF Connection Cables	75 – 78
▶ Suction-/Irrigation Systems	39 – 42	▶ Accessories General Accessories; Maintenance, Storage & Sterilization	79 – 83
▶ HF-Electrodes Monopolar	43 – 46	▶ Index	84 – 87



LAPAROSCOPIC INSTRUMENTS


To design and develop laparoscopic high precision instruments has been in the focus of our attention for the last 30 years – today we proudly provide the complete range of high-quality instruments needed in laparoscopic surgery.



TONTARRA'S PORTFOLIO INCLUDES

ENDOOR **C** LAPAROSCOPY HF INSTRUMENT SYSTEM:

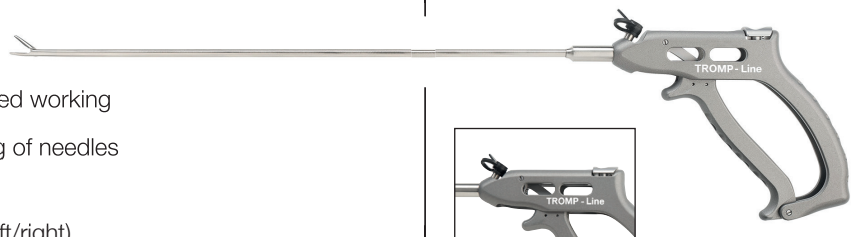
- ▶ Easy assembly and disassembly
- ▶ Easy cleaning (3 single parts & LuerLock flushing port)
- ▶ Ergonomic handle design for smooth maneuvering and a stress-free surgery
- ▶ Wide range of interchangeable high-precision Ø 5 mm and Ø 10 mm instrument inserts



The smooth-running ratchet can be easily activated and de-activated by simply rotating the selector.

NEEDLE HOLDER **TROMP-LINE**


- ▶ Super light weighted – to facilitate relaxed working
- ▶ High grasping strength – secure holding of needles and suture-materials
- ▶ Pistol handle suitable for both hands (left/right)
- ▶ Included overload protection



Simple locking mechanism with perfectly positioned release button.

NEEDLE HOLDER **LOFTLINE**

- ▶ Extremely light weighted – only 120 g vs. popular competitors' model of 256 g
- ▶ Superb balance and excellent ergonomics – specially designed needle holder for fatigue-proof and effortless handling
- ▶ Integrated overload protection – reliable holding of various needle types



Simple locking mechanism with perfectly positioned release button.



Design of the shaft plus LuerLock connection ensures an efficient cleaning.




TELESCOPES

- ◀ HD
- ◀ HD+
- ◀ HD+2



LAPAROSCOPY TELESCOPES HD+, HD+2, HD+4

- ▶ Ø 5.5 mm / Ø 10.0 mm / Ø 2.9 mm
- ▶ Compatible with most instrument- and camera systems



LAPAROSCOPES [autoclavable]

▶ Ø 5.5 mm/10.0 mm

Description			Art. No.	Standard equipment for each operating theatre: laparoscopes of Ø 10 mm 0° and 30°, and Ø 5 mm 30° telescopes.
Laparoscope HD+	▶ Ø 5.0 mm; 0°	FL 300 mm	601-005-00HD	
Laparoscope HD+2	▶ Ø 5.5 mm; 0°	FL 300 mm	601-005-00HD2	
Laparoscope HD+4	▶ Ø 5.5 mm; 0°	FL 300 mm	601-005-00HD4	
Laparoscope HD+	▶ Ø 5.0 mm; 30°	FL 300 mm	601-005-30HD	
Laparoscope HD+2	▶ Ø 5.5 mm; 30°	FL 300 mm	601-005-30HD2	
Laparoscope HD+4	▶ Ø 5.5 mm; 30°	FL 300 mm	601-005-30HD4	
Laparoscope HD+	▶ Ø 5.0 mm; 45°	FL 300 mm	601-005-40HD	
Laparoscope HD+2	▶ Ø 5.5 mm; 45°	FL 300 mm	601-005-40HD2	
Laparoscope HD+4	▶ Ø 5.5 mm; 45°	FL 300 mm	601-005-40HD4	
Laparoscope HD+	▶ Ø 10.0 mm; 0°	FL 330 mm	601-010-00HD	
Laparoscope HD+2	▶ Ø 10.0 mm; 0°	FL 330 mm	601-010-00HD2	
Laparoscope HD+4	▶ Ø 10.0 mm; 0°	FL 330 mm	601-010-00HD4	
Laparoscope HD+	▶ Ø 10.0 mm; 30°	FL 330 mm	601-010-30HD	
Laparoscope HD+2	▶ Ø 10.0 mm; 30°	FL 330 mm	601-010-30HD2	
Laparoscope HD+4	▶ Ø 10.0 mm; 30°	FL 330 mm	601-010-30HD4	
Laparoscope HD+	▶ Ø 10.0 mm; 45°	FL 330 mm	601-010-40HD	
Laparoscope HD+2	▶ Ø 10.0 mm; 45°	FL 330 mm	601-010-40HD2	
Laparoscope HD+4	▶ Ø 10.0 mm; 45°	FL 330 mm	601-010-40HD4	



BARIATIC LAPAROSCOPES [autoclavable]

▶ Ø 10.0 mm

Laparoscope HD+2	▶ Ø 10.0 mm; 0°	FL 425 mm	601-012-00HD
Laparoscope HD+2	▶ Ø 10.0 mm; 30°	FL 425 mm	601-012-30HD



TELESCOPES FOR LAPAROSCOPY [autoclavable]

▶ Ø 2.9 mm [also for use in Gynecology and Urology]

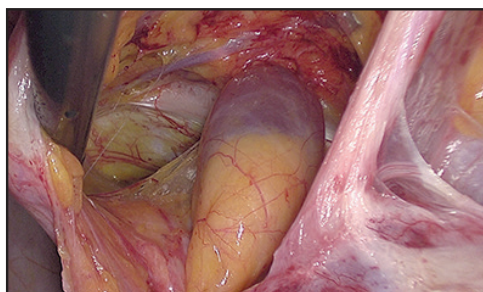
Description			Art. No.	For use in Miniport Laparoscopy and Pediatric Laparoscopy.
Laparoscope HD+2	▶ Ø 2.9 mm; 0°	FL 300 mm	601-103-00HD2	
Laparoscope HD+2	▶ Ø 2.9 mm; 12°	FL 300 mm	601-103-12HD2	
Laparoscope HD+2	▶ Ø 2.9 mm; 30°	FL 300 mm	601-103-30HD2	



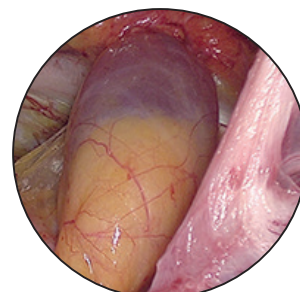
LAPAROSCOPY TELESCOPES HD, HD+, HD+2

- ▶ Compatible with most instrument- and camera systems

Our laparoscopes with their different sizes, viewing directions and compatibility with different instrument- and camera systems cover nearly the entire range of possible minimal-invasive abdominal surgeries.



W.O.M./LEMKE Vision



Excellent detail recognition – for secure laparoscopic diagnostic and therapeutic interventions.

TONTARRA HD+ HD2+ HD4+ telescopes for superb imaging results

The “TONTARRA telescopes with the **PLUS**” feature a cutting edge optical technology which result in:

- Exceptional brightness
- Brilliant, high contrast images even around the edges
- Optimum color rendering
- Outstanding optical transmission
- Scratch resistant (Sapphires at distal and proximal end)
- Masterful sealing technology: elaborated laser welding process in which all leakage paths are laser welded or soldered (no use of adhesives nor o-rings).

TONTARRA’s state-of-the-art HD+, HD+2 and HD+4 telescopes are among the best on the market. The new technologies will be standard of tomorrow’s imaging systems, featuring:

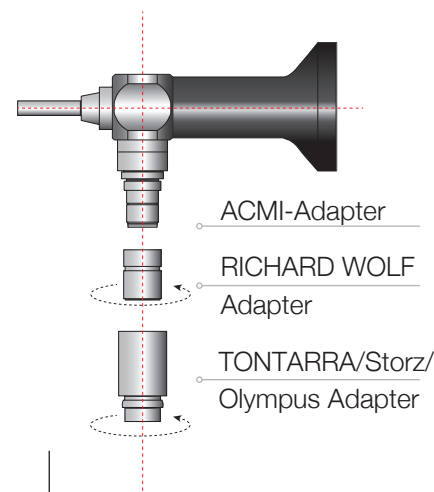
- A nearly constant resolution from center to edge
- More depth of field for minimal refocusing
- Even superior contrast for better detail recognition

TONTARRA’s recommendation for use:

- HD+ for HD & 2nd generation HD imaging systems
- HD+2 for 2nd generation & full HD imaging systems
- HD+4 for 4k imaging systems

The telescope body is of stainless steel, providing extra high durability and outstanding autoclavability for spotless hygiene (French cycle validated). The triple tube design warrants unique bending resistance. We recommend to use the HD+2 telescopes, which are optimized for 2nd generation & full HD imaging systems.

For further information please refer to our telescope catalogue, or contact us.



◀ HD+

◀ HD+2

◀ HD+4






TONTARRA HD+ HD2+ HD4+ telescopes are French Cycle validated (134°C; 18 min)



LIGHT GUIDE CABLES & CONNECTORS











FIBER LIGHT GUIDE CABLES

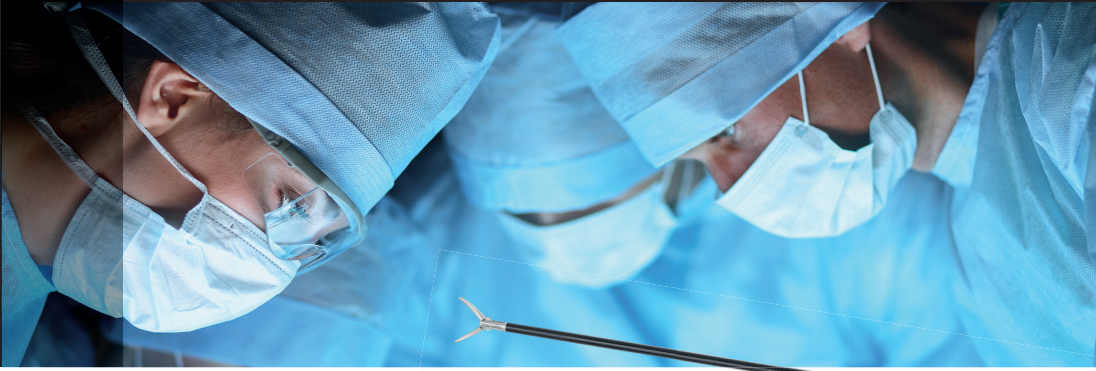
► Stability & resistance for a long life time

Description	Standard Cold Light Line	HTT High Temperature Technology Line	HP High Performance Line	
Cold light sources	HALOGEN <i>careful w/Xenon light!</i>	for all cold light sources (excellent light transmission) optimized for XENON	optimized for LED	
Sizes	Art. No.'s			
Ø 4.9 x 1800 mm Length		540-815-18		
Ø 4.9 x 2300 mm Length		540-815-23		
Ø 4.9 x 3000 mm Length		540-815-30		
Ø 4.9 x 5000 mm Length		540-815-50		
Ø 3.5 x 1800 mm Length	540-803-18	540-813-18	540-823-18	
Ø 3.5 x 2300 mm Length	540-803-23	540-813-23	540-823-23	
Ø 3.5 x 3000 mm Length	540-803-30	540-813-30	540-823-30	
Ø 3.5 x 5000 mm Length	540-803-50	540-813-50	540-823-50	
Ø 2.5 x 1800 mm Length		540-812-18	540-822-18	
Ø 2.5 x 2300 mm Length		540-812-23	540-822-23	
Ø 2.5 x 3000 mm Length		540-812-30	540-822-30	
Ø 2.5 x 5000 mm Length		540-812-50	540-822-50	
Tube colours The Standard colour is grey.	Only available in grey	● LL (Lilac) ● YW (Yellow) ● GN (Green) Colour Coding made easy: If you want to order one of the shown colours Lilac, Yellow or Green, please indicate the corresponding extensions shown in the column to the right (f.e. for a green cable add „GN“, the article number then reads 540-XXX-XXGN)		
Colour of introduction piece	Black	Blue	White	

Cables without connectors/for connectors please see below.

LIGHT CABLE CONNECTORS

Projector-Side (light input)			Telescope-Side (light output)		
Storz/Aesculap	540-890-02		TONTARRA/Storz/Aesculap/Olympus (old)	540-880-02	
Olympus/ACMI	540-890-10				
Olympus new (switch)	540-890-14		Olympus new	540-880-04	
Richard Wolf	540-890-04		Wolf/Dyonics snap	540-880-13	
			Wolf/Dyonics clip	540-880-05	
ACMI/British/Codman	540-890-01		ACMI/British/Codman	540-880-01	



LAPAROSCOPIC INSTRUMENTS

HF Instrument System

Non-HF Instruments

- ◀ ENDOOR C
- ◀ Forceps
- ◀ Scissors
- ◀ Special Instruments
Gynecology



ENDOOR C – YOUR KEY TO PERFECT LAPAROSCOPIC PERFORMANCE

The high-end HF instrument system

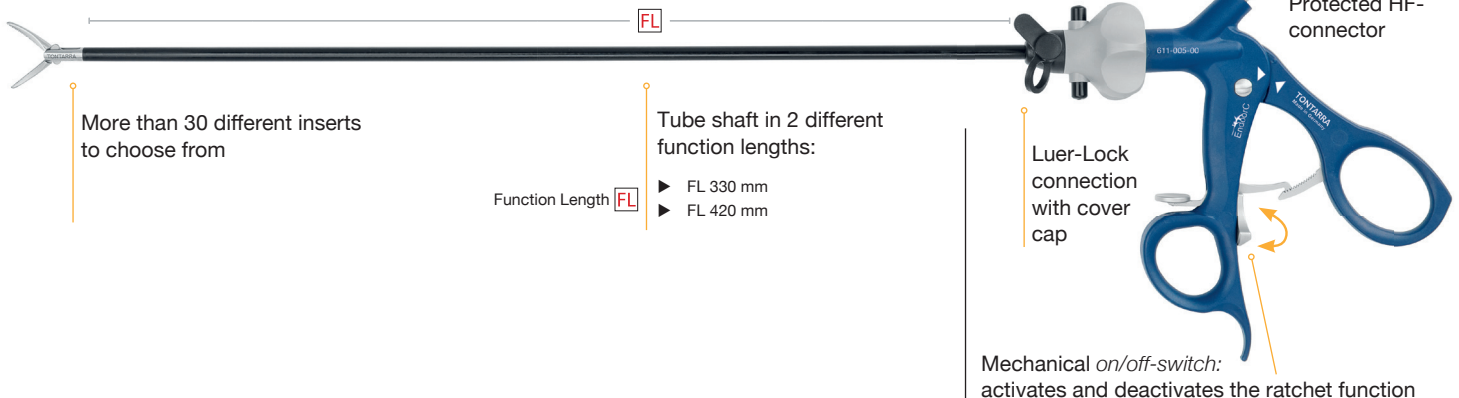
► **TECHNICAL SPECIFICATIONS**

- Assembling and dismantling made easy thanks to a unique and mechanically safe connection system developed by TONTARRA.
- Designed for continuously varying 360° rotation for highly precise manipulation
- Made of high-quality reinforced plastics
- The three-part-design allows an easy maintenance and cleaning, with the extra plus of an integrated LuerLock connection of the shaft
- Fully autoclavable (Easy cleaning LuerLock)
- Excellent practice-proven ergonomic design

- Easy assembly and disassembly
- Easy cleaning (3 single parts & LuerLock flushing port)
- Ergonomic handle design for smooth maneuvering and a stress-free surgery

- Wide range of interchangeable high-precision $\varnothing 5\text{ mm}$ and $\varnothing 10\text{ mm}$ instrument inserts

HANDLE AVAILABLE WITH OR WITHOUT RATCHET



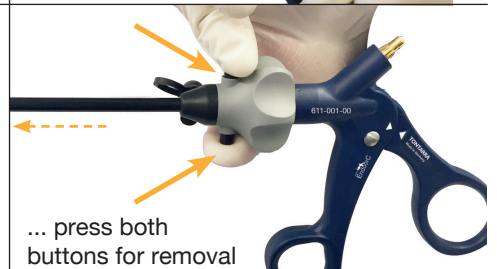
Placing/Removing the insert

... automatic bayonet locking



Exclusively manufactured in Germany according to TONTARRA's defined precision engineering standards and measurements.

Insertion/Removal of the working element





ENDOOR C LAPAROSCOPY HF INSTRUMENT SYSTEM

► For Ø 5.0 mm inserts



Art No. 611-001-00



Art No. 611-005-00




Art No. 611-006-00

ENDOOR C – HANDLES [for Ø 5.0 mm and 10.0 mm systems]



Description	Art. No. insert	
ENDOOR C handle ► without ratchet	611-001-00	<ul style="list-style-type: none"> · The ergonomic design fits to all hand-sizes and allows various ergonomic finger positions · The smooth-running ratchet can be easily activated and de-activated by simply rotating the selector · Fits both shaft lengths (see below)
ENDOOR C handle ► with ratchet	611-005-00	
ENDOOR C handle ► with FRENCH RATCHET	611-006-00	

HF CONNECTION CABLES; MONOPOLAR for ENDOOR C System and HF electrodes

Available for following units:	Diameter	3.0 m	5.0 m	Instrument side	
Martin; TONTARRA mod. PWT-400	Ø 4.0 mm	287-815-30	287-815-50	 Round plug	For further information and pictures see the overview about cables in the chapter "HF Generator & Connection cables".
Erbe	Ø 5.0 mm	287-820-30	287-820-50		
Valleylab	Ø 8.0 mm	287-825-30	287-825-50		



ENDOOR C – SHAFTS

► Ø 5.0 mm



Description	Art. No. insert	
ENDOOR C shaft ► FL 330 mm	611-010-53	<ul style="list-style-type: none"> · Mechanically safe and easy connection between shaft/insert and the bayonet-connection shaft/handle - free from backlash mechanisms for excellent tactile feedback · Accurate shaft coating with optimal insulation and superb sliding characteristics · With LuerLock flushing port, cover cap · O-ring inside to prevent gas loss
ENDOOR C shaft ► FL 420 mm	611-010-54	



ENDOOR C LAPAROSCOPY HF INSTRUMENT INSERTS

- ▶ Ø 5.0 mm inserts
- ▶ Double action jaw/single action jaw



ENDOOR C – SCISSORS

▶ Ø 5.0 mm [double action jaw]

Description		Art. No. insert	
METZENBAUM	<ul style="list-style-type: none"> ▶ standard scissors curved ▶ serrated ▶ blade 14 mm 	FL 330 mm	611-100-53
		FL 420 mm	611-100-54
METZENBAUM	<ul style="list-style-type: none"> ▶ standard scissors curved ▶ serrated ▶ blade 18 mm 	FL 330 mm	611-110-53
METZENBAUM	<ul style="list-style-type: none"> ▶ standard scissors straight ▶ serrated ▶ blade 14 mm 	FL 330 mm	611-112-53

ENDOOR C – SCISSORS

▶ Ø 5.0 mm [single action jaw]

Description		Art. No. insert	
HOOK SCISSORS		FL 330 mm	611-150-53
		FL 420 mm	611-150-54
PERITONEAL SCISSORS	<ul style="list-style-type: none"> ▶ straight 	FL 330 mm	611-155-53




ENDOOR C – LAPAROSCOPY HF INSTRUMENT INSERTS

- ▶ Ø 5.0 mm inserts
- ▶ Double action jaw



ENDOOR C – GRASPING FORCEPS; DISSECTORS

▶ Ø 5.0 mm [double action jaw]

Description		Art. No. insert		
NON-TRAUMATIC	▶ dissecting and grasping forceps	FL 330 mm	611-200-53	
	▶ pointed	FL 420 mm	611-200-54	
	▶ straight			
MARYLAND	▶ dissecting and grasping forceps	FL 330 mm	611-202-53	
	▶ curved	FL 420 mm	611-202-54	
MARYLAND DILIP	▶ dissecting and grasping forceps	FL 330 mm	611-204-53	
	▶ tapered	FL 420 mm	611-204-54	
	▶ curved			
MIXTER	▶ dissecting and grasping forceps	FL 330 mm	611-205-53	
	▶ 90° angled			
MC KENAN	▶ non-traumatic	FL 330 mm	611-206-53	
	▶ straight			
ALLIS	▶ blade 38 mm	FL 330 mm	611-207-53	
DISSECTING AND GRASPING FORCEPS	▶ fenestrated	FL 330 mm	611-210-53	
	▶ blade 16 mm	FL 420 mm	611-210-54	
ENDO CLINCH	▶ fenestrated	FL 330 mm	611-212-53	
	▶ straight	FL 420 mm	611-212-54	
DOLPHIN	▶ dissecting and grasping forceps	FL 330 mm	611-213-53	
	▶ straight			





ENDOOR C – LAPAROSCOPY HF INSTRUMENT INSERTS

- ▶ Ø 5.0 mm inserts
- ▶ Double action jaw



ENDOOR C – GRASPING FORCEPS; DISSECTORS

▶ Ø 5.0 mm [double action jaw]

Description		Art. No. insert		
GRASPING FORCEPS	<ul style="list-style-type: none"> ▶ with spoon ▶ blunt 	FL 330 mm	611-214-53	
GRASPING FORCEPS	<ul style="list-style-type: none"> ▶ with spoon ▶ pointed 	FL 330 mm	611-215-53	
GRASPING FORCEPS	<ul style="list-style-type: none"> ▶ wave-style ▶ blade 24 mm 	FL 330 mm FL 420 mm	611-216-53 611-216-54	
JOHAN	<ul style="list-style-type: none"> ▶ fenestrated ▶ blade 24 mm 	FL 330 mm	611-218-53	
DE BAKEY	<ul style="list-style-type: none"> ▶ blade 38 mm 	FL 330 mm	611-220-53	
ALLIGATOR	<ul style="list-style-type: none"> ▶ straight 	FL 330 mm	611-224-53	
COBRA	<ul style="list-style-type: none"> ▶ straight ▶ 2 x 4 teeth 	FL 330 mm	611-226-53	
GRASPING FORCEPS	<ul style="list-style-type: none"> ▶ straight 	FL 330 mm	611-228-53	
BABCOCK	<ul style="list-style-type: none"> ▶ non-traumatic 	FL 330 mm FL 420 mm	611-300-53 611-300-54	



ENDOOR C – LAPAROSCOPY HF INSTRUMENT INSERTS

- ▶ Ø 5.0 mm inserts
- ▶ Single action jaw



ENDOOR C – GRASPING FORCEPS; DISSECTORS; BIOPSY ▶ Ø 5.0 mm [single action jaw]

Description		Art. No. insert		
JOHAN	<ul style="list-style-type: none"> ▶ up curved ▶ double fenestrated ▶ blade 23 mm 	FL 330 mm	611-249-53	
JOHAN	<ul style="list-style-type: none"> ▶ fenestrated ▶ blade 25 mm 	FL 330 mm FL 420 mm	611-250-53 611-250-54	
JOHAN	<ul style="list-style-type: none"> ▶ fenestrated ▶ blade 38 mm 	FL 330 mm	611-251-53	
MANHES	<ul style="list-style-type: none"> ▶ fine teeth 	FL 330 mm FL 420 mm	611-252-53 611-252-54	
GRASPING FORCEPS	<ul style="list-style-type: none"> ▶ 1 x 2 teeth 	FL 330 mm	611-253-53	
WAVE FORCEPS	<ul style="list-style-type: none"> ▶ wave style ▶ blade 22 mm 	FL 330 mm	611-254-53	
CLAW FORCEPS	<ul style="list-style-type: none"> ▶ straight ▶ blade 22 mm ▶ 2 x 3 teeth 	FL 330 mm	611-256-53	
DISSECTOR	<ul style="list-style-type: none"> ▶ strong curved ▶ delicate serrated 	FL 330 mm	611-258-53	



ENDOOR C – LAPAROSCOPY HF INSTRUMENT INSERTS




- ▶ Ø 5.0 mm inserts
- ▶ Single action jaw



▶ for shaft 611-010-53 (FL 330 mm)

▶ for shaft 611-010-54 (FL 420 mm)

ENDOOR C – GRASPING FORCEPS; DISSECTORS; BIOPSY ▶ Ø 5.0 mm [single action jaw]

Description		Art. No. insert		
DISSECTOR	▶ straight	FL 330 mm	611-260-53	
	▶ delicate serrated			
BIOPSY FORCEPS	▶ with pin	FL 330 mm	611-350-53	
		FL 420 mm	611-350-54	
BIOPSY PUNCH	▶ straight	FL 330 mm	611-352-53	
		FL 420 mm	611-352-54	



ENDOOR C LAPAROSCOPY HF INSTRUMENT SYSTEM

- ▶ Ø 10.0 mm
- ▶ Double action jaw/single action jaw

ENDOOR C – HANDLES



Description	Art. No. insert	
ENDOOR C handle ▶ without ratchet	611-001-00	
ENDOOR C handle ▶ with ratchet	611-005-00	
ENDOOR C handle ▶ with FRENCH RATCHET	611-006-00	



ENDOOR C – SHAFT

▶ Ø 10.0 mm



Description	Art. No. insert	
SHAFT ▶ insulated	FL 330 mm 611-020-93	

ENDOOR C – GRASPING FORCEPS; PUNCH

▶ Ø 10.0 mm

Description	Art. No. insert	
CLAW FORCEPS ▶ 2 x 3 teeth ▶ single action jaw	FL 330 mm 611-400-93	
SPOON FORCEPS ▶ single action jaw	FL 330 mm 611-406-93	
MIXTER GRASPING FORCEPS ▶ 90° angled ▶ double action jaw	FL 330 mm 611-429-93	

HF CONNECTION CABLES; MONOPOLAR for ENDOOR C System and HF electrodes

Available for following units:	Diameter	3.0 m	5.0 m	Instrument side	
Martin; TONTARRA mod. PWT-400	Ø 4.0 mm	287-815-30	287-815-50		For further information and pictures see the overview about cables in the chapter "HF Generator & Connection cables".
Erbe	Ø 5.0 mm	287-820-30	287-820-50		
Valleylab	Ø 8.0 mm	287-825-30	287-825-50		



LAPAROSCOPY INSTRUMENTS

- ▶ Forceps with wave ring handle
- ▶ With cleaning channel & LuerLock connector
- ▶ One piece (non-detachable)




FORCEPS WITH WAVE RING HANLDE ▶ with or without ratchet **FL** 330 mm **LL**

▶ Diameter Ø 5.0 mm ▶ with cleaning channel & LuerLock connector	without ratchet	with ratchet	
	Art. No.	Art. No.	
Description	Art. No.	Art. No.	
GRASPING FORCEPS CURVED ▶ blade 22 mm	612-105-53	612-205-53	
GRASPING FORCEPS NON TRAUMATIC	612-110-53	612-210-53	
MAHNES GRASPING FORCEPS	612-115-53	612-215-53	
DORSEY GRASPING FORCEPS ▶ fenestrated ▶ blade 16 mm	612-120-53	612-220-53	
DORSEY MODIFIED GRASPING FORCEPS ▶ fenestrated ▶ blade 12 mm	612-125-53	612-225-53	
DORSEY INTESTINAL GRASPING FORCEPS ▶ fenestrated ▶ blade 30 mm	612-130-53	612-230-53	



LAPAROSCOPY INSTRUMENTS

- ▶ Forceps with axial ring handle
- ▶ With cleaning channel & LuerLock connector
- ▶ One piece (non-detachable)



FORCEPS WITH AXIAL RING HANDLE ▶ with or without ratchet **FL** 330 mm **LL**

Description	without ratchet	with ratchet	Image
	Art. No.	Art. No.	
▶ Diameter Ø 5.0 mm ▶ with cleaning channel & LuerLock connector			
GRASPING FORCEPS CURVED ▶ blade 22 mm	612-305-53	612-405-53	
GRASPING FORCEPS NON TRAUMATIC	612-310-53	612-410-53	
MAHNES GRASPING FORCEPS	612-315-53	612-415-53	
DORSEY GRASPING FORCEPS ▶ fenestrated ▶ blade 16 mm	612-320-53	612-420-53	
DORSEY MODIFIED GRASPING FORCEPS ▶ fenestrated ▶ blade 12 mm	612-325-53	612-425-53	
DORSEY INTESTINAL GRASPING FORCEPS ▶ fenestrated ▶ blade 30 mm	612-330-53	612-430-53	




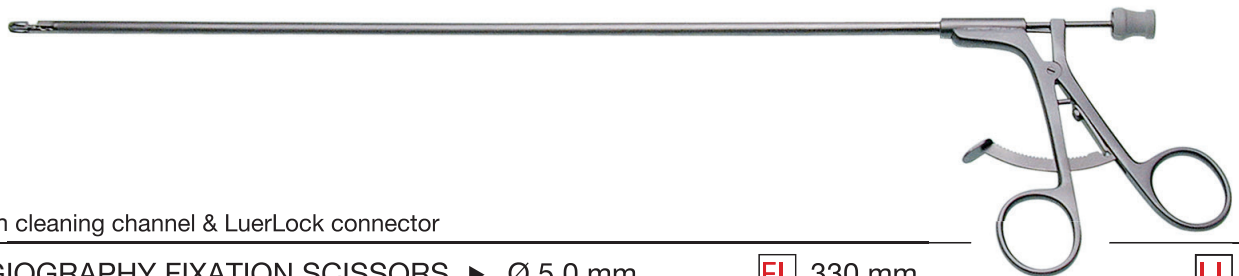
LAPAROSCOPY INSTRUMENTS

- ▶ Forceps & Scissors
- ▶ With cleaning channel & LuerLock connector
- ▶ One piece (non-detachable)





▶ with cleaning channel & LuerLock connector

METZENBAUM MODIFIED SCISSORS	▶ Ø 5.0 mm	FL 330 mm	LL
Description	Art. No.		
SCISSORS CURVED ▶ blade 18 mm	612-135-53	 double action	




▶ with cleaning channel & LuerLock connector

CHOLANGIOGRAPHY FIXATION SCISSORS	▶ Ø 5.0 mm	FL 330 mm	LL
Description	Art. No.		
CHOLANGIOGRAPHY FIXATION SCISSORS ▶ for Ø 2.0 mm Cholangiography Catheter	612-990-53		
SEALING CAP for instrument channel; 10 pcs./box	499-191-00		



▶ with cleaning channel & LuerLock connector

FORCEPS WITH SPRING HANLDE	▶ Ø 10.0 mm	▶ FL 330 mm	LL
Description	Art. No.		
SPOON FORCEPS	612-540-93		
CLAW FORCEPS	612-550-93		




LAPAROSCOPY INSTRUMENTS

► Speciality instruments for Gynecology












MYOMA DRILL


► 5 / 10 mm **FL** 330 / 420 mm

Description	Diameter	FL	Art. No.
MYOMA DRILL 	Ø 5.0 mm	330 mm	587-205-32
		420 mm	587-205-42
	Ø 10.0 mm	330 mm	587-210-33
		420 mm	587-210-42

FORCEPS; one piece-instruments (non-detachable) ► 5 / 10 mm **FL** 420 mm

Description	Diameter	Art. No.
TENACULUM-FORCEPS   	Ø 5.0 mm	587-220-05
CLAW FORCEPS   	Ø 10.0 mm	587-220-10
TENACULUM-FORCEPS   	Ø 10.0 mm	587-225-10



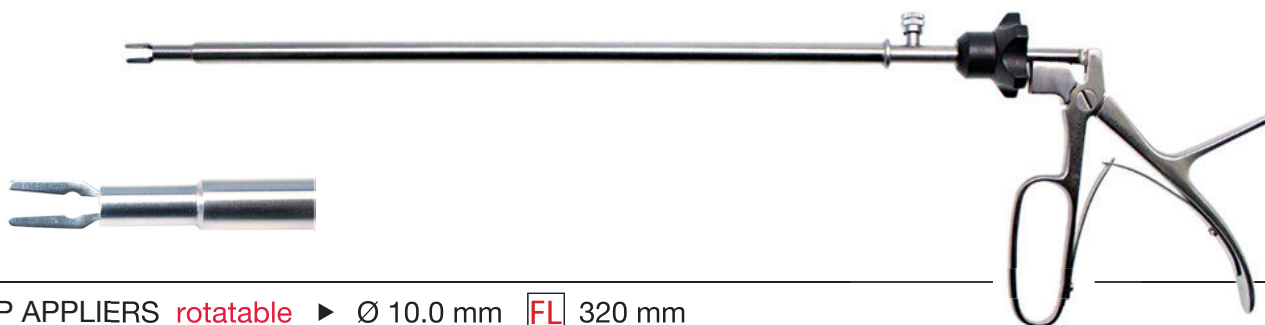


CLIP APPLIERS



CLIP APPLIERS

- ▶ Ø 10.0 mm
- ▶ Rotatable
- ▶ With cleaning channel & LuerLock connector



CLIP APPLIERS **rotatable** ▶ Ø 10.0 mm **FL** 320 mm
▶ for ETHICON Clips

Specification	Size	Art. No.
For ETHICON CLIPS	Medium	612-920-01
	Medium-large	612-920-02
	Large	612-920-03




CLIP APPLIERS **rotatable** ▶ Ø 10.0 mm **FL** 320 mm
▶ for ETHICON / WECK / SLS / HORIZON Clips

Specification	Size	Art. No.
For ETHICON CLIPS	Small	612-930-00
	Medium	612-930-01
	Medium-large	612-930-02
	Large	612-930-03
For WECK CLIPS	Small	612-932-00
	Medium	612-932-01
	Medium-large	612-932-02
For SLS CLIPS	Small	612-934-00
	Medium	612-934-01
	Medium-large	612-934-02
	Large	612-934-03
For HORIZON CLIPS	Small	612-936-00
	Medium	612-936-01
	Medium-large	612-936-02



CLIP APPLIERS

- ▶ Ø 10.0 mm
- ▶ Rotatable and detachable
- ▶ With cleaning channel & LuerLock connector



CLIP APPLIERS rotatable and detachable ▶ Ø 10.0 mm **FL** 320 mm
 ▶ for ETHICON / WECK / SLS / HORIZON Clips




Specification	Size	Art. No.
For ETHICON CLIPS	Small	612-910-00
	Medium	612-910-01
	Medium-large	612-910-02
	Large	612-910-03
For WECK CLIPS	Small	612-912-00
	Medium	612-912-01
	Medium-large	612-912-02
For SLS CLIPS	Small	612-914-00
	Medium	612-914-01
	Medium-large	612-914-02
	Large	612-914-03
For HORIZON CLIPS	Small	612-916-00
	Medium	612-916-01
	Medium-large	612-916-02



CLIP APPLIERS

- ▶ Ø 5.0 mm
- ▶ Rotatable and detachable
- ▶ With cleaning channel & LuerLock connector




CLIP APPLIERS **rotatable and detachable** ▶ Ø 5.0 mm **FL** 320 mm **LL**
 ▶ for ETHICON / PILLING / WECK / HORIZON Clips

Specification	Size	Art. No.
FOR ETHICON CLIPS	Small	612-940-00
	Medium	612-940-01
For PILLING CLIPS	Small	612-942-00
	Medium	612-942-01
For WECK CLIPS	Small	612-944-00
	Medium	612-944-01
For HORIZON CLIPS	Small	612-946-00
	Medium	612-946-01



NEEDLE HOLDERS

SUTURE SETS

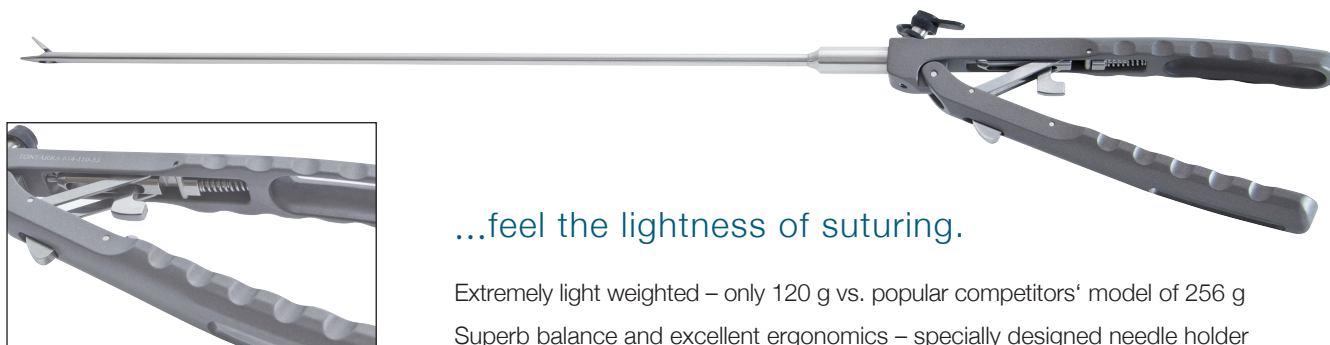


LOFTLINE Needle holder



NEEDLE HOLDER LOFTLINE

- ▶ Teflon-coated handle
- ▶ With LuerLock connector



...feel the lightness of suturing.

Extremely light weighted – only 120 g vs. popular competitors' model of 256 g
 Superb balance and excellent ergonomics – specially designed needle holder for fatigue-proof and effortless handling
 Integrated overload protection – reliable holding of various needle types

Simple locking mechanism with perfectly positioned release button

NEEDLE HOLDER LOFTLINE

▶ Ø 5.0 mm **FL** 330/450 mm ▶ Ø 3.0 mm **FL** 290 mm **LL**

Description		Art. No.		
TC NEEDLE HOLDER ▶ straight	▶ 330 mm	Ø 5.0 mm	614-100-53	
	▶ 450 mm	Ø 5.0 mm	614-100-54	
	▶ 290 mm	Ø 3.0 mm	614-100-33	
TC NEEDLE HOLDER ▶ curved left	▶ 330 mm	Ø 5.0 mm	614-110-53	
	▶ 450 mm	Ø 5.0 mm	614-110-54	
	▶ 290 mm	Ø 3.0 mm	614-110-33	
TC NEEDLE HOLDER ▶ curved right	▶ 330 mm	Ø 5.0 mm	614-115-53	
	▶ 450 mm	Ø 5.0 mm	614-115-54	
	▶ 290 mm	Ø 3.0 mm	614-115-33	
NEEDLE HOLDER ▶ diamond-dusted ▶ convex/concave	▶ 330 mm	Ø 5.0 mm	614-120-53	
	▶ 450 mm	Ø 5.0 mm	614-120-54	
TC NEEDLE HOLDER ▶ „S-shaped“	▶ 330 mm	Ø 5.0 mm	614-135-53	
	▶ 450 mm	Ø 5.0 mm	614-135-54	
NEEDLE RECEIVING FORCEPS ▶ 1 x 2 teeth	▶ 330 mm	Ø 5.0 mm	614-195-53	
	▶ 450 mm	Ø 5.0 mm	614-195-54	

Recommended needle & suturing material

Needle holder with TC-plates

- 0.3 mm (Ø 3 mm needle holder): For delicate needles and suturing material; thickness up to 8/0
- 0.4 mm (Ø 5 mm needle holder): For delicate needles and suturing material; thickness 4/0 – 6/0

Needle holder with diamond-dust jaws

convex/concave: For very delicate suturing material; thickness 6/0 – 11/0

[Common needle sizes: RB (Ethicon); CV-23 (USSC); SH (Ethicon); EN-(Ski), V 20]

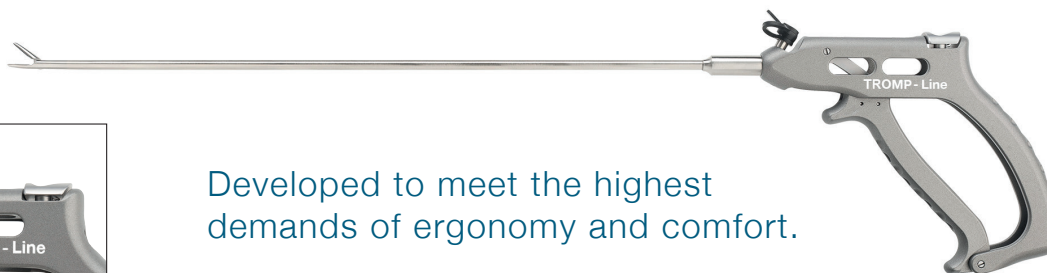


NEEDLE HOLDER TROMP-LINE

- ▶ Teflon-coated aluminium pistol handle
- ▶ With LuerLock connector



Simple locking mechanism with perfectly positioned release button.



Developed to meet the highest demands of ergonomics and comfort.

- Super light weighted – to facilitate relaxed working
- High grasping strength – secure holding of needles and suture materials
- Pistol handle suitable for both hands (left/right)
- Included overload protection

NEEDLE HOLDER TROMP-LINE

▶ Ø 5.0 mm ▶ FL 330 mm



Description	Art. No.	
TC NEEDLE HOLDER ▶ straight	614-500-53	
TC NEEDLE HOLDER ▶ curved left	614-510-53	
TC NEEDLE HOLDER ▶ curved right	614-515-53	
NEEDLE HOLDER ▶ diamond dusted ▶ convex/concave	614-520-53	
TC NEEDLE HOLDER ▶ „S-shaped“	614-535-53	

Recommended needle & suturing material

Needle holder with TC-plates

0.4 mm (Ø 5 mm needle holder): For delicate needles and suturing material; thickness 4/0 – 6/0

Needle holder with diamond-dust jaws

convex/concave: For very delicate suturing material; thickness 6/0 – 11/0

[Common needle sizes: RB (Ethicon); CV-23 (USSC); SH (Ethicon); EN-(Ski), V 20]




NEEDLE HOLDERS

- ▶ With ergonomic shank handle
- ▶ With axial ring handle
- ▶ With axial wave ring handle

All needle holders shown below have a cleaning channel and are easily to clean thanks to LuerLock connectors **LL**

A TC NEEDLE HOLDER with **ERGONOMIC SHANK HANDLE** with ratchet

- ▶ Ø 5.0 mm **FL** 330 / 450 mm



B NEEDLE HOLDER with **AXIAL WAVE RING HANDLE** with ratchet

- ▶ Ø 5.0 mm **FL** 330 / 450 mm



C NEEDLE HOLDER with **AXIAL RING HANDLE** with ratchet

- ▶ Ø 5.0 mm **FL** 330 / 450 mm



NEEDLE HOLDERS

▶ Ø 5.0 mm **FL** 330/450 mm

Description	FL	Handle A	Handle B	Handle C	Information
TC NEEDLE HOLDER	▶ 330 mm	614-005-53	614-205-53	614-405-53	
▶ straight	▶ 450 mm	614-005-54	614-205-54	614-405-54	
TC NEEDLE HOLDER	▶ 330 mm	614-010-53	614-210-53	614-410-53	
▶ curved left	▶ 450 mm	614-010-54	614-210-54	614-410-54	
TC NEEDLE HOLDER	▶ 330 mm	614-015-53	614-215-53	614-415-53	
▶ curved right					
NEEDLE HOLDER	▶ 330 mm	614-020-53	614-220-53	614-420-53	
▶ convex/concave					
TC NEEDLE HOLDER	▶ 330 mm	-	614-225-53	614-425-53	
▶ straight; short					
NEEDLE RECEIVING FORCEPS	▶ 330 mm	-	614-230-53	-	
▶ straight; opening angled 90°					






SUTURE SETS

► Knot pushers & graspers




available with 3 different tips

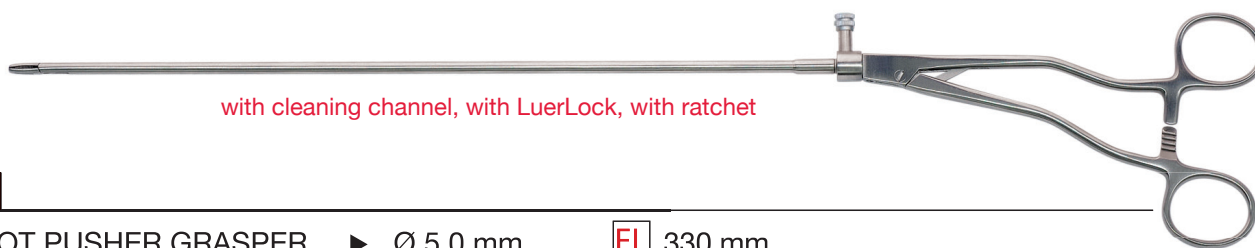
KNOT PUSHERS ► Ø 4.0 / 4.5 mm FL 330 mm

		
WITH OPEN EYE	WITH CLOSED EYE	WITH SLIT
Ø 4.0 mm	Ø 4.0 mm	Ø 4.5 mm
618-100-43	618-105-43	618-110-43





KNOT PUSHER with 4 PINS ► Ø 5.0 mm FL 330 mm

WITH 4 PINS	
Ø 5.0 mm	
618-180-53	




with cleaning channel, with LuerLock, with ratchet

KNOT PUSHER GRASPER ► Ø 5.0 mm FL 330 mm LL

	
GRASPER FENESTRATED	NEEDLE RECEIVING FORCEPS
Ø 5.0 mm	Ø 5.0 mm
612-295-53	612-195-53

REDUCER SLEEVE

To use with all knot pushers and graspers	
Ø 11.0 – 5.5 mm	
626-182-95	



SUTURE SETS

- ▶ Suture fascia fix forceps



SUTURE FASCIA FIX FORCEPS ▶ Ø 3.0 mm FL 140 / 200 mm


LL

Description	Art. No.
SUTURE FASCIA FIX FORCEPS ▶ non-rotatable ▶ 140 mm	618-200-03
SUTURE FASCIA FIX FORCEPS ▶ rotatable ▶ 200 mm	618-201-03



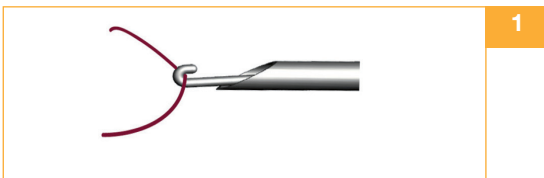
SUTURE SETS

- ▶ Fascia closure device

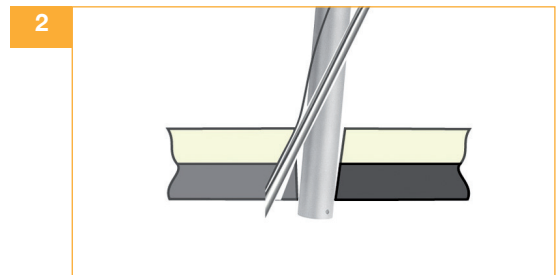


FASCIA CLOSURE DEVICE („FCD“) ▶ Ø 2.3 mm **FL** 140 mm

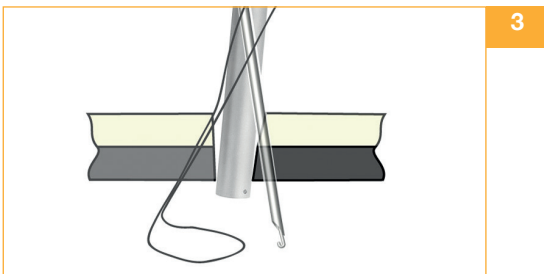
Description	Art. No.
FASCIA CLOSURE DEVICE	618-195-20



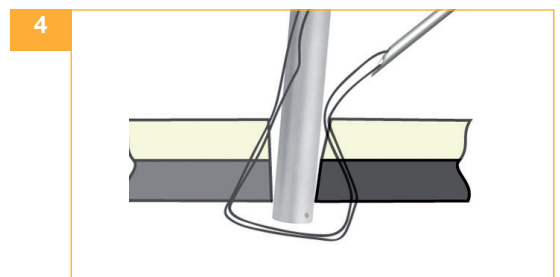
Push down the ring handle so that the needle is positioned outside the cannula. Set the thread into the "FCD" and make sure that the thread is positioned in the middle. Pull back the ring handle with your thumb so that the catcher hook is retracted into the cannula.



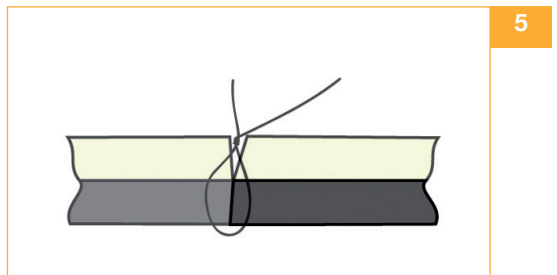
Penetrate the "FCD" through the subcutaneous tissue (using the incision of the trocar) in the abdominal wall. Make sure that the catcher hook is always retracted during this procedure. After that, push down the ring handle so that the catcher hook comes out of the cannula. Now you can release the thread. Then retract the catcher hook by pulling the ring handle and extract the "FCD".



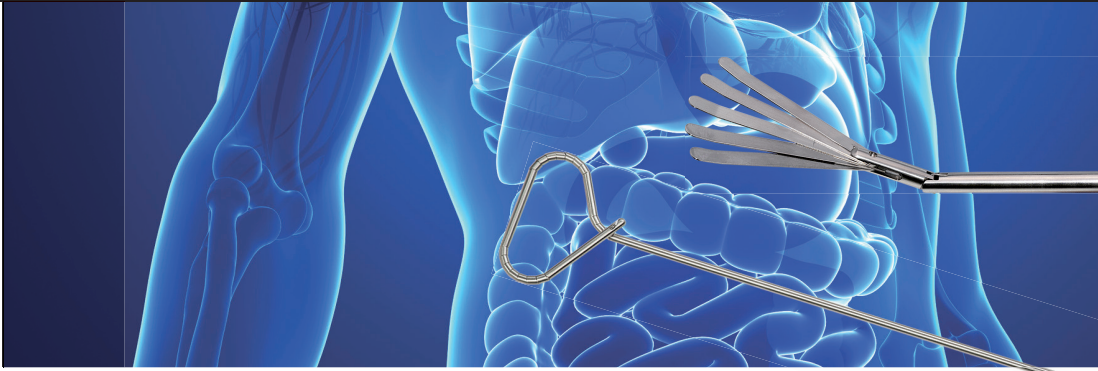
Now penetrate the "FCD" on the other side of the trocar (picture 2). Please make sure again that the catcher hook is retracted during this procedure. When you have come through the subcutaneous tissue push down the ring handle so that the catcher hook comes out. Take the loose end of the thread by making use of the catcher-hook.



Pull the ring handle to retract the catcher hook again. Then remove the "fcd" with the thread followed by the extraction of the trocar sleeve.







ENDO-RETRACTORS



ENDO-RETRACTORS

- ▶ Articulating Endo-Retractors
- ▶ With cleaning channel and LuerLock connector



RETRACTOR TRIANGULAR ▶ Ø 5.0 mm FL 360 mm LL

Description	Art. No.
▶ ARTICULATING RETRACTOR	616-305-53




RETRACTOR HOOKED ▶ Ø 5.0 mm FL 360 mm LL

Description	Art. No.
▶ ARTICULATING RETRACTOR	616-310-53



ENDO-RETRACTORS

- ▶ Bendable Endo-Retractors
- ▶ With cleaning channel and LuerLock connector



1 FINGER RETRACTOR; fenestrated		▶ Ø 5.0 mm	FL 340 mm	LL
Description		Art. No.		
▶ bendable		616-105-53		



3 FINGER RETRACTOR		▶ Ø 5.0 mm	FL 340 mm	LL
Description		Art. No.		
▶ LIVER ELEVATOR		616-110-53		
▶ bendable				



5 FINGER RETRACTOR		▶ Ø 10.0 mm	FL 340 mm	LL
Description		Art. No.		
▶ LIVER ELEVATOR		616-120-93		
▶ bendable				



ENDO-RETRACTORS


- ▶ Bendable Endo-Retractors
- ▶ Detachable; Model with and model without LuerLock connector



3 FINGER RETRACTOR		▶ Ø 5.0 mm	FL 330 mm	LL
Description			Art. No.	
<ul style="list-style-type: none"> ▶ LIVER ELEVATOR ▶ with LuerLock connector 			616-205-53	



5 FINGER RETRACTOR		▶ Ø 10.0 mm	FL 330 mm	
Description			Art. No.	
<ul style="list-style-type: none"> ▶ LIVER ELEVATOR ▶ bendable ▶ without LuerLock connector 			616-220-53	



SUCTION- / IRRIGATION SYSTEMS



SUCTION- / IRRIGATION SYSTEMS

- ▶ System with trumpet valves
- ▶ System with sliding valves or trumpet valves

SUCTION- / IRRIGATION TUBE

Description		LL
SUCTION IRRIGATION TUBE Ø 5.0 mm with LUERLOCK STOPCOCK	FL 330 mm	620-030-00

SUCTION- / IRRIGATION HANDLE SYSTEM with TRUMPET VALVES

Description		LL
SUCTION IRRIGATION HANDLE with LARGE TUBE CONNECTOR ; maximum suction flow: Ø 10.0 mm		SUCTION IRRIGATION HANDLE with SMALL TUBE CONNECTOR ; maximum suction flow: Ø 6.5 mm
620-020-00		620-020-10
Description		
SUCTION IRRIGATION TUBE Ø 5.0 mm	FL 330 mm	620-020-53
SUCTION IRRIGATION TUBE Ø 10.0 mm	FL 330 mm	620-020-93



SUCTION- / IRRIGATION SYSTEMS

- ▶ System with sliding valves or trumpet valves

SUCTION- / IRRIGATION HANDLE SYSTEM with **SLIDING VALVE** or **TRUMPET VALVES**


Description

SUCTION IRRIGATION HANDLE with **SLIDING VALVE**; tube connectors



620-025-00

SUCTION IRRIGATION HANDLE with **TRUMPET VALVES**; tube connectors



620-025-09

Description

SUCTION IRRIGATION TUBES Ø 5.0 mm **FL** 330 mm



Available models of suction-/irrigation tubes:

TIP with 16 holes (4 x 4)



620-025-13

TIP with 48 holes (8 x 6)



620-025-23

TIP BLUNT with holes (4 x 6)



620-025-33

NEEDLE TIP



620-025-43

TIP with aqua dissection



620-025-53

TIP BLUNT with 12 holes



620-025-63







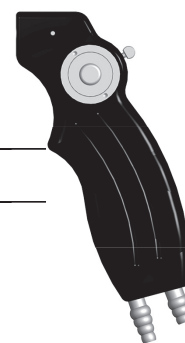
SUCTION- / IRRIGATION SYSTEMS

- ▶ Suction-/ Irrigation – HF combination system
- ▶ System with **pistol handle** style or **trumpet valves**







SUCTION- / IRRIGATION PISTOL "HANDLE-STYLE" or TRUMPET VALVES

Description	Art. No.	
SUCTION IRRIGATION PISTOL "HANDLE-STYLE"; LL with LuerLock; maximum suction flow: Ø 4.4 mm	620-015-00	
SUCTION IRRIGATION HANDLE with trumpet valves; tube connector	620-015-10	
Description		
SUCTION IRRIGATION TUBE Ø 3.0 mm FL 330 mm		620-015-33
		
SUCTION IRRIGATION TUBE Ø 5.0 mm FL 330 mm		620-015-53
		
SUCTION IRRIGATION TUBE Ø 10.0 mm FL 330 mm		620-015-93
		



SUCTION- / IRRIGATION / HF COMBINATION SYSTEM; PISTOL "HANDLE-STYLE"

Description	Art. No.	
SUCTION IRRIGATION PISTOL; PREMIUM VERSION; tube connectors; maximum suction flow: Ø 5.2 mm (Adapter for electrodes see following chapter)	620-010-00	
Description		
SUCTION IRRIGATION TUBE Ø 3.0 mm FL 330 mm		620-010-33
		
SUCTION IRRIGATION TUBE Ø 5.0 mm FL 330 mm		620-010-53
		
SUCTION IRRIGATION TUBE Ø 10.0 mm FL 330 mm		620-010-93
		



HF-ELECTRODES MONOPOLAR



HF-ELECTRODES **MONOPOLAR**

- ▶ Handle- / shaft models of laparoscopic electrodes

Choose among the different handle- / shaft models for the laparoscopic electrodes shown on the next page.

A HANDLE- / SHAFT of MONOPOLAR LAPAROSCOPY ELECTRODES



Electrodes with Art. No.'s 622-010-XX

B HANDLE- / SHAFT of MONOPOLAR LAPAROSCOPY ELECTRODES with irrigation channel and trumpet valve



Electrodes with Art. No.'s 622-030-XX

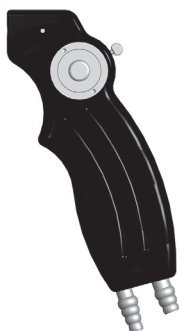
C SHAFT OF ELECTRODES for SUCTION- / IRRIGATION -HF COMBINATION SYSTEM „PISTOL HANDLE-STYLE“; PREMIUM VERSION



Electrodes with Art.No.'s 622-050-XX

Our Premium Version features a combination set with pistol in „Handle style“ for suction & irrigation (see previous chapter), plus an adapter for HF-electrodes:

SUCTION-/ IRRIGATION - HF HANDLE
„PISTOL HANDLE STYLE“
Art. No. 620-010-00



ADAPTER for HF-ELECTRODES
Art. No. 622-050-00













SUCTION-/ IRRIGATION tubes
Ø 3.0 / 5.0 / 10.0 mm
Art. No.'s see previous chapter



HF-ELECTRODES MONOPOLAR

▶ HF electrodes for handle- / shaft models (shown on previous page)

HF-ELECTRODES MONOPOLAR Ø 5.0 mm FL 330 mm

Complete electrodes with handles / shafts shown on previous page	HF electrodes A 	HF electrodes/ irrigation channel & trumpet valve B 	HF Electrodes Premium Kombi System* C 	
BUTTON ELECTRODE	622-010-13	622-030-13	622-050-13	
J- HOOK ELECTRODE	622-010-23	622-030-23	622-050-23	
L- HOOK ELECTRODE	622-010-33	622-030-33	622-050-33	
SPATULA ELECTRODE	622-010-43	622-030-43	622-050-43	
IRRIGATION ELECTRODE	-	622-030-53	-	
NEEDLE ELECTRODE	-	-	622-050-53	
ADAPTER	-	-	622-050-00	

* Handle and adapter to be ordered separately.

Cables: see next page



HF-ELECTRODES **MONOPOLAR**


- ▶ HF Needle electrode
- ▶ Cables

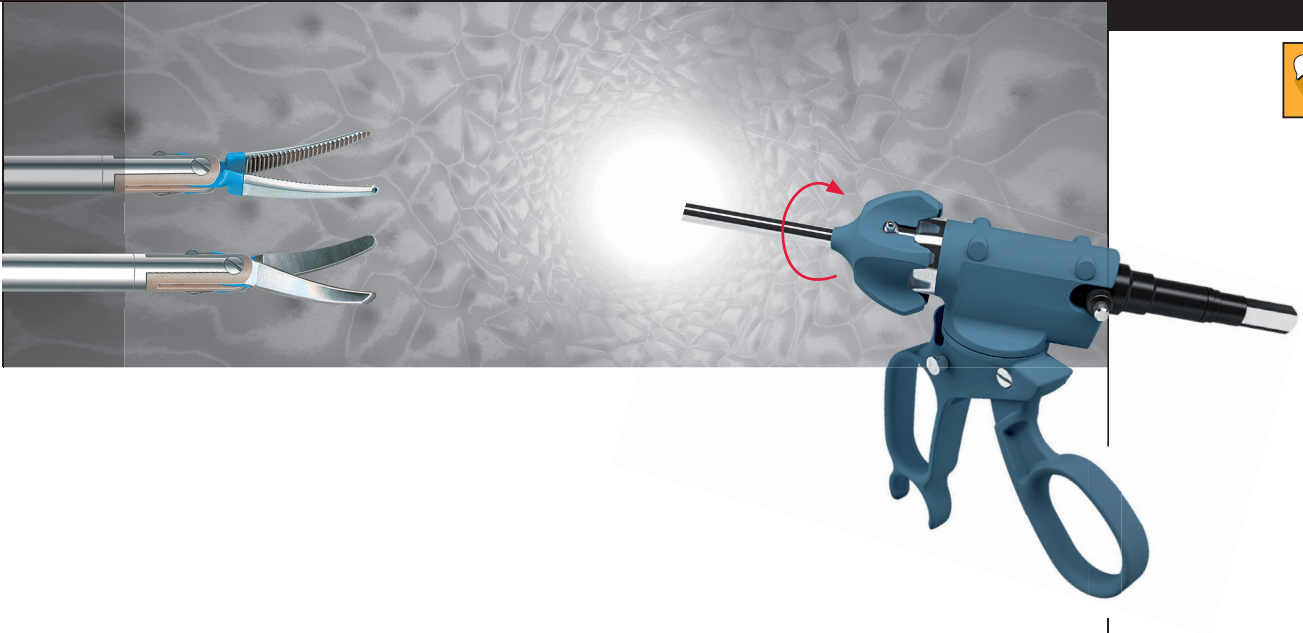


HF-NEEDLE ELECTRODE **MONOPOLAR** Ø 5.0 mm **FL** 320 mm

Description	Art. No.
HF NEEDLE ELECTRODE; monopolar	622-040-03

HF CONNECTION CABLES; **MONOPOLAR** for ENDOOR **C** System and HF electrodes

Available for following units:	Diameter	3.0 m	5.0 m	Instrument side Round plug	For further information and pictures see the overview about cables in the chapter "HF Generator & Connection cables".
Martin; TONTARRA mod. PWT-400	Ø 4.0 mm	287-815-30	287-815-50		
Erbe	Ø 5.0 mm	287-820-30	287-820-50		
Valleylab	Ø 8.0 mm	287-825-30	287-825-50		







HF-COAGULATION
INSTRUMENTS
BIPOLAR





HF-COAGULATION INSTRUMENTS BIPOLAR

- ▶ Standard or ring handle, shaft Ø 5.0 mm
- ▶ Cables


HF-COAGULATION INSTRUMENTS BIPOLAR Ø 5.0 mm ▶ FL 340 mm with standard- or ring handle

Description		
STANDARD HANDLE	628-201-52	
RING HANDLE	628-205-52	
OUTER SHAFT	628-203-53	
INNER SHAFT ▶ for handles Art. No. 628-201-52 and Art. No. 628-302-52	628-204-53	 fits standard and ring handle

HF CONNECTION CABLES BIPOLAR

Available for following units: Erbe Martin Banana plugs; 2 x Ø 4.0 mm TONTARRA mod. PWT-400; Valleylab; Ø 4.0 mm	3.0 m 628-292-03 628-293-03 628-294-03 628-295-03	Instrument side Round plug 	For further information and pictures see the overview about cables in the chapter "HF Generator & Connection cables".
ADAPTER (round plug on instrument side) for BIPOLAR CABLES with flat plug (shown below)	628-299-00		

HF CONNECTION CABLES; BIPOLAR; flat-cable plug

Available for following units: Erbe; Storz/unit side round plug Berchthold/ Martin/unit side round plug Us-Models; 2-pins/unit side banana plugs TONTARRA mod. PWT-400; Valleylab; International Models; 2 pins; Ø 4.0 mm	3.0 m 287-200-30 287-205-30 287-210-30 287-215-30	5.0 m 287-200-50 287-205-50 287-210-50 287-215-50	Instrument side Flat plug 	For further information and pictures see the overview about cables in the chapter "HF Generator & Connection cables".
---	--	--	--	---










HF-COAGULATION INSTRUMENTS BIPOLAR

▶ Coagulation inserts

HF-COAGULATION INSERTS **BIPOLAR** Ø 5.0 mm  Shaft **FL** 340 mm

▶ to use with standard handle 628-201-52; ring handle 628-205-52; shafts 628-203-53; 628-204-53



Description	Art. No.	
TONG TYPE ▶ width 3.0 mm	628-240-53	
FLUTED BIT ▶ 1.0 mm	628-242-53	
GRASPING FORCEPS ▶ fenestrated	628-244-53	
MARYLAND ▶ curved	628-246-53	
KLEPPINGER ▶ serrated	628-248-53	
METZENBAUM SCISSORS ▶ curved	628-250-53	
METZENBAUM SCISSORS TC BLADE ▶ curved	628-252-53	





HF-COAGULATION INSTRUMENTS BIPOLAR

- ▶ Power-T-style coagulation handles; fix or turnable; shafts
- ▶ Cables

HF-COAGULATION INSTRUMENTS POWER T-STYLE BIPOLAR Ø 5.0 mm ▶ FL 340 mm

Description		
T-STYLE HANDLE	628-302-52	
SHAFT ▶ fix ▶ only for handle Art. No. 628-302-52	628-302-53	

HF-COAGULATION INSTRUMENTS POWER T-STYLE BIPOLAR Ø 5.0 mm ▶ FL 340 mm

Description		
T-STYLE HANDLE ▶ possibility to turn the handle in different positions horizontal with an on/off button for better handling	628-306-52	
SHAFT ▶ rotatable ▶ only for handle Art. No. 628-306-52	628-306-53	










HF-BIPOLAR COAGULATION INSTRUMENTS

▶ **Power-T-style** coagulation inserts


HF-T-STYLE COAGULATION INSERTS **BIPOLAR** ▶ Ø 5.0 mm  Shaft **FL** 340 mm

▶ to use with handle/shaft Art.No.'s 628-201-52, 628-302-53;
handle/shaft Art.No.'s 628-306-52, 628-306-53

Description	Art. No.	
MICRO GRASPER	628-341-53	
GRASPING FORCEPS ▶ delicate curved	628-342-53	
GRASPING FORCEPS ▶ curved	628-343-53	
GRASPING FORCEPS ▶ fenestrated	628-344-53	
MARYLAND ▶ curved	628-346-53	
METZENBAUM SCISSORS ▶ curved	628-350-53	
GRASPING FORCEPS; LARGE ▶ with P-coat insulation*	628-352-53	

* P-Coat insulation: ultra-thin coating; insulation of joints and external surfaces does not affect their mechanical rigidity.

HF CONNECTION CABLES; **BIPOLAR**; flat-cable plug






Available for following units:	3.0 m	5.0 m	Instrument side	
Erbe; Storz/unit side round plug	287-200-30	287-200-50	 Flat plug	For further information and pictures see the overview about cables in the chapter "HF Generator & Connection cables".
Berchthold/Martin/unit side round plug	287-205-30	287-205-50		
US-Models; 2-pins/unit side banana plugs	287-210-30	287-210-50		
TONTARRA mod. PWT-400; Valleylab;	287-215-30	287-215-50		
International Models; 2 pins; Ø 4.0 mm				






HF-COAGULATION INSTRUMENTS BIPOLAR

- ▶ Coagulation Forceps with spring handle or scissors handle
- ▶ The bipolar coagulation forceps, related accessories and electrodes on this page are only available without CE sign.

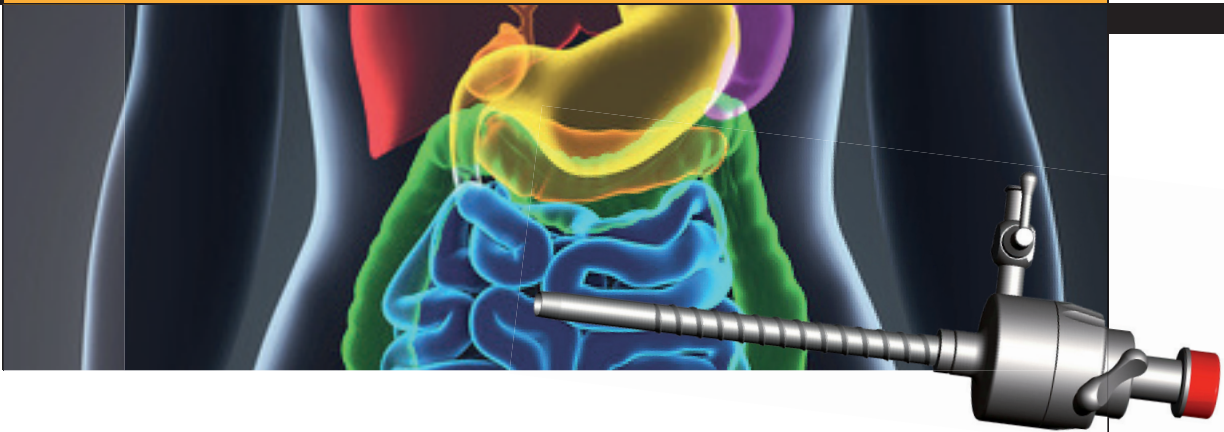
HF-COAGULATION SET BIPOLAR Ø 5 mm FL 330 / 450 mm ▶ without CE sign

Description		
SPRING HANDLE (shaft not included)	628-101-00	
SCISSORS HANDLE (shaft not included)	628-105-00	
SEALING CAP FOR ELECTRODE (fits both handles)	628-101-99	
		
SHAFT; plastic Ø 5.0 mm ▶ FL 330 mm	628-110-53	fit spring and scissors handle
		
SHAFT; metal Ø 5.0 mm ▶ FL 330 mm	628-115-53	fit spring and scissors handle
SHAFT; metal Ø 5.0 mm ▶ FL 450 mm	628-115-54	

BIPOLAR INSERTS FL 330 mm / 450 mm

fit spring and scissors handle			
	TONG TYPE; Width 3.0 mm	FLUTED BIT; 1.0 mm; short insulated	GRASPING FORCEPS; fenestrated
▶ FL 330 mm	628-140-53	628-142-53	628-144-53
▶ FL 450 mm	628-140-54	-	628-144-54

CABLES: see previous pages or the chapter "HF Generator & Connection cables" (Bipolar HF cables with flat plug on instrument side; Art. No's 287-200-30 - 287-215-50)




VERES CANNULA
TROCAR SYSTEMS



VERES INSUFFLATION CANNULA


▶ Ø 2.0 / 2.7 mm



VERES INSUFFLATION CANNULA Ø 2.0 mm

LL

FL	Art. No.	FL	Art. No.
FL 55 mm	618-510-05	FL 140 mm	618-510-14
FL 70 mm	618-510-07	FL 150 mm	618-510-15
FL 80 mm	618-510-08	FL 170 mm	618-510-17
FL 100 mm	618-510-10	FL 180 mm	618-510-18
FL 120 mm	618-510-12	FL 200 mm	618-510-20
FL 130 mm	618-510-13	FL 230 mm	618-510-23



HIGH FLOW VERES INSUFFLATION CANNULA Ø 2.7 mm

FL	Art. No.	FL	Art. No.
FL 100 mm	618-515-10	FL 150 mm	618-515-15
FL 120 mm	618-515-12	FL 170 mm	618-515-17



VERES INSUFFLATION CANNULA


- ▶ Ø 2.0 / 2.7 mm
- ▶ Stainless steel



VERES INSUFFLATION CANNULA Ø 2.0 mm ▶ stainless steel

LL

FL	Art. No.
FL 100 mm	618-550-10
FL 120 mm	618-550-12
FL 150 mm	618-550-15



HIGH FLOW VERES INSUFFLATION CANNULA Ø 2.7 mm ▶ stainless steel

FL	Art. No.
FL 120 mm	618-555-12
FL 150 mm	618-555-15



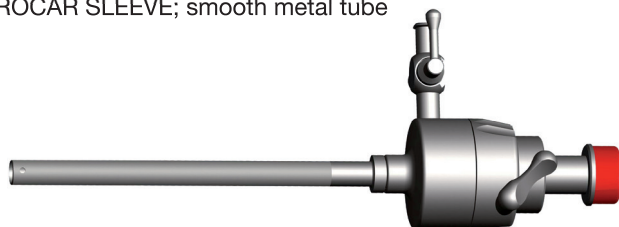
TROCAR SYSTEMS

- ▶ Sleeves & accessories Ø 5.5 mm manual opening lever ▶ FL 95 / 150 mm
- ▶ For Ø 5.5 mm instruments FL 95 / 150 mm

TROCAR SLEEVES & ACCESSORIES ▶ Ø 5.5 mm manual opening lever FL 95 / 150 mm


Description

TROCAR SLEEVE; smooth metal tube




Compatible to Hasson trocar system, see overview page 64

TROCAR SLEEVE;
retaining thread metal tube



Size	Art. No.	Size	Art. No.
Ø 5.5 mm / FL 95 mm	626-121-51	Ø 5.5 mm / FL 95 mm	626-122-51
Ø 5.5 mm / FL 150 mm	626-121-59		

Description



TROCAR STOP; retaining thread
Ø 5.5 mm / FL 35 mm

626-175-50



SEALING CAP;
Ø 5.5 mm (red); 10 pcs./box

626-170-50



SPARE PART SET;
10 pcs./box







626-171-50



TROCAR SYSTEMS

- ▶ Trocars Ø 5.5 mm
- ▶ FL for 95 / 150 mm

TROCARS ▶ Ø 5.5 mm FL for 95 / 150 mm

Description	For trocar sleeve	
	FL 95 mm	FL 150 mm
with CONICAL TIP 	626-151-51	626-151-59
with CONICAL TIP ▶ with hole	626-150-51	-
with PYRAMIDAL TIP 	626-152-51	626-152-59
with PYRAMIDAL TIP ▶ hollow grinding ▶ with hole 	626-153-51	-
PROTECTION TROCAR 	626-154-51	-
SAFETY TROCAR ▶ pyramidal 	626-155-51	626-155-59
SAFETY TROCAR ▶ with knife 	626-156-51	-
HASSON CONE ▶ adjustable with suture holder	See OVERVIEW Hasson Trocars on the last page of this chapter	




TROCAR SYSTEMS

- ▶ Sleeves & accessories Ø 11.0 mm ▶ FL 100 / 150 mm
- ▶ For Ø 10.0 / 11.0 mm instruments FL 100 / 150 mm

TROCAR SLEEVES & ACCESSORIES ▶ Ø 11.0 mm manual opening lever FL 100 / 150 mm


Description

TROCAR SLEEVE; smooth metal tube






Compatible to Hasson trocar system, see overview page 64

TROCAR SLEEVE;
retaining thread metal tube



Size	Art. No.	Size	Art. No.
Ø 11.0 mm / FL 100 mm	626-121-91	Ø 11.0 mm / FL 100 mm	626-122-91
Ø 11.0 mm / FL 150 mm	626-121-99		



Description

		
TROCAR STOP; retaining thread Ø 11.0 mm / FL 35 mm 626-175-00	SEALING CAP; Ø 10.0/11.0 mm (blue); 10 pcs./box 626-170-90	SPARE PART SET; 10 pcs./box 626-171-90

Description

	
REDUCER SLEEVE; Ø 11.0 mm – 5.5 mm	626-182-95

Description







	
REDUCER; Ø 11.0 mm – 5.5 mm 626-178-95	REDUCER; Ø 11.0 mm – 5.5 mm 626-180-95



TROCAR SYSTEMS

- ▶ Trocars Ø 11.0 mm
- ▶ FL for 100 / 150 mm

TROCARS ▶ Ø 11.0 mm manual opening lever **FL** for 100 / 150 mm

Description	For trocar sleeve	
	FL 100 mm	FL 150 mm
with CONICAL TIP 	626-151-91	626-151-99
with CONICAL TIP ▶ with hole	626-150-91	–
with PYRAMIDAL TIP 	626-152-91	626-152-99
with PYRAMIDAL TIP ▶ hollow grinding ▶ with hole 	626-153-91	626-153-99
PROTECTION TROCAR 	626-154-91	–
SAFETY TROCAR ▶ pyramidal 	626-155-91	626-155-99
SAFETY TROCAR ▶ with knife 	626-156-91	–
HASSON CONE ▶ adjustable with suture holder	See OVERVIEW Hasson Trocars on the last page of this chapter	
HASSON CONE ▶ threaded ▶ suture holder not needed		




TROCAR SYSTEMS

- ▶ Sleeves & accessories \varnothing 12.5 mm ▶ FL 98 / 150 mm
- ▶ For \varnothing 12.5 mm instruments FL 98 / 150 mm

TROCAR SLEEVES & ACCESSORIES ▶ \varnothing 12.5 mm manual opening lever **FL** 98 / 150 mm

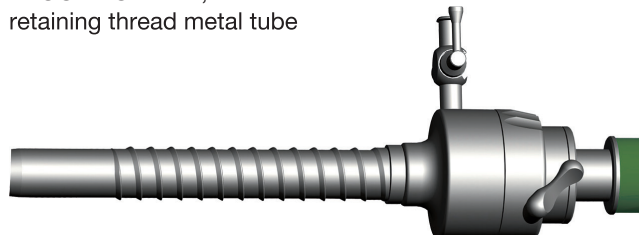
Description

TROCAR SLEEVE; smooth metal tube



Compatible to Hasson trocar system, see overview page 64

TROCAR SLEEVE;
retaining thread metal tube



Size

\varnothing 12.5 mm / FL 98 mm

Art. No.

626-121-11

\varnothing 12.5 mm / FL 150 mm

626-121-19


Size

\varnothing 11.0 mm / FL 98 mm

Art. No.

626-122-11

Description



TROCAR STOP; retaining thread
 \varnothing 12.5 mm / FL 35 mm

626-175-11

SEALING CAP;
 \varnothing 10.0/11.0 mm (green); 10 pcs./box

626-170-11

SPARE PART SET;
10 pcs./box

626-171-11


Description



REDUCER SLEEVE; \varnothing 12.5 mm – 5.5 mm

626-182-15

Description



REDUCER; \varnothing 12.5 mm – 5.5 mm

626-178-15

REDUCER; \varnothing 12.5 mm – 5.5 mm







626-180-15



TROCAR SYSTEMS

- ▶ Trocars Ø 12.5 mm
- ▶ FL for 98 / 150 mm

TROCARS ▶ Ø 12.5 mm manual opening lever **FL** for 98 / 150 mm

Description	For trocar sleeve	
	FL 98 mm	FL 150 mm
with CONICAL TIP 	626-151-11	626-151-19
with CONICAL TIP ▶ with hole	626-150-11	-
with PYRAMIDAL TIP 	626-152-11	626-152-19
with PYRAMIDAL TIP ▶ hollow grinding ▶ with hole 	626-153-11	626-153-19
PROTECTION TROCAR 	626-154-11	-
SAFETY TROCAR ▶ pyramidal 	626-155-11	626-155-19
SAFETY TROCAR ▶ with knife 	626-156-11	-



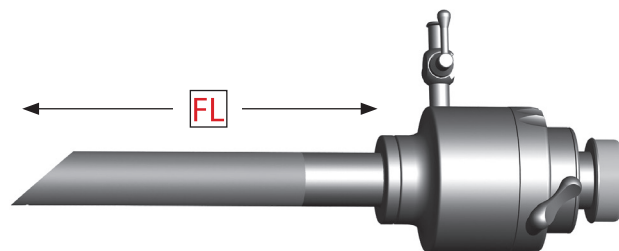
TROCAR SYSTEMS

- ▶ Sleeves, accessories & trocars Ø 15.0 mm
- ▶ FL 110 mm

TROCAR SLEEVES, ACCESSORIES & TROCARS ▶ Ø 15.0 mm manual opening lever FL 110 mm

Description

TROCAR SLEEVE; smooth metal tube



Size

Ø 15.0 mm / FL 110 mm

Art. No.

626-121-41

DILATATION SLEEVE with guide rod



Ø 5.0 – 15.0 mm

626-179-41

Ø 11.0 – 15.0 mm

626-179-42

TROCAR Conical Tip



for FL 110 mm

626-151-41

TROCAR Pyramidal Tip



for FL 110 mm

626-152-41

Description



10 pcs./box

10 pcs./box

REDUCER

SEALING CAP;
Ø 15.0 mm (grey)

SPARE PART SET

Ø 15.0 – 5.5 mm

626-180-45

Ø 15.0 – 10.0 mm

626-180-49

626-170-15

626-171-15



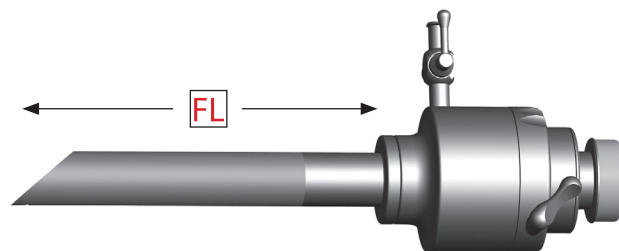
TROCAR SYSTEMS

- ▶ Trocars Ø 20.0 mm
- ▶ FL 119 mm

TROCAR SLEEVES, ACCESSORIES & TROCARS ▶ Ø 20.0 mm manual opening lever FL 119 mm

Description

TROCAR SLEEVE; smooth metal tube



Size

Ø 20.0 mm / FL 119 mm

Art. No.

626-121-21

DILATATION SLEEVE with guide rod



Ø 5.0 – 20.0 mm

626-179-21

Ø 11.0 – 20.0 mm

626-179-22

TROCAR Conical Tip



for FL 190 mm

626-151-21

TROCAR Pyramidal Tip



for FL 190 mm

626-152-21

Description



10 pcs./box



10 pcs./box

REDUCER

SEALING CAP;
Ø 20.0 mm (grey)

SPARE PART SET

Ø 20.0 – 5.5 mm

626-180-25

Ø 20.0 – 10.0 mm

626-180-29

626-170-20



626-171-20



HASSON SYSTEM

- ▶ Trocars (blunt or alternative)
- ▶ Cones

HASSON CONES





HASSON CONE		
Description/Size	adjustable with suture holder	threaded
For Ø 5.5 mm system/ FL 95 mm	626-190-06	conic trocar/ see tab below
For Ø 11.0 mm system/ FL 100 mm	626-190-11	626-191-11
For Ø 12.5 mm system/ FL 98 mm	626-190-13	conic trocar/see tab below



TROCAR FOR HASSON; CONICAL; BLUNT

Description/Size	For short sleeve versions		For long sleeve versions	
For Ø 5.5 mm system	FL 95 mm	626-157-51	FL 150 mm	conic trocar/see overview below
For Ø 11.0 mm system	FL 100 mm	626-157-91	FL 150 mm	626-157-99
For Ø 12.5 mm system	FL 98 mm	626-157-11	FL 150 mm	conic trocar/see overview below

HASSON TROCAR SYSTEM - COMPATIBILITY OVERVIEW

Hasson Cones / Art. No.	Ø System	FL	Trocar sleeves*	Trocar blunt	Trocar alternative (conic)*
 626-190-06	Ø 5.5 mm	FL 95 mm	626-121-51	626-157-51	–
		FL 150 mm	626-121-59	–	626-151-59
 626-190-11	Ø 11.0 mm	FL 100 mm	626-121-91	626-157-91	–
		FL 150 mm	626-121-99	626-151-99	–
 626-191-11		FL 100 mm	626-121-91	626-157-91	–
		FL 150 mm	626-121-99	626-151-99	–
 626-190-13	Ø 12.5 mm	FL 98 mm	626-121-11	626-157-11	–
		FL 150 mm	626-121-19	–	626-151-19

* see trocar sleeves and trocars with conical tip on the previous pages (TROCAR SYSTEMS 5.5 / 11.0 / 12.5 mm)



PEDIATRIC LAPAROSCOPY

Ø 3.0 mm



ENDOOR Ø 3.0 mm HF LAPAROSCOPY SYSTEM

- ▶ For pediatric use
- ▶ The Endoor Ø 3.0 mm HF Laparoscopy System is only available without **CE sign**



Rinsing adapter connected at the handle

ENDOOR Ø 3.0 mm LAPAROSCOPY SYSTEM FL 220 mm LL

ENDOOR HANDLE without ratchet	ENDOOR HANDLE with ratchet
610-001-00	610-005-00
ENDOOR RINSING ADAPTOR for handle; with cup nut; with LuerLock connection	610-060-00


ENDOOR Ø 3.0 mm LAPAROSCOPY SYSTEM FL 220 mm

Insert complete with shaft; non-detachable		
METZENBAUM SCISSORS	610-500-32	
MARYLAND GRASPING FORCEPS	610-542-32	
GRASPING FORCEPS ▶ non-traumatic	610-544-32	
COBRA GRASPING FORCEPS	610-546-32	






LOFTLINE Ø 3.0 mm TC NEEDLE HOLDER

► For pediatric use



TC NEEDLE HOLDER **FL** 290 mm

Description		Art. No.	
TC NEEDLE HOLDER ► straight	Ø 3.0 mm	614-100-33	
TC NEEDLE HOLDER ► curved left	Ø 3.0 mm	614-110-33	
TC NEEDLE HOLDER ► curved right	Ø 3.0 mm	614-115-33	

Recommended needle & suturing material

Needle holder with TC-plates

0.3 mm (Ø 3 mm needle holder): For delicate needles and suturing material; thickness up to 8/0.






HF-LAPAROSCOPY ELECTRODES; TROCAR SYSTEM




► For pediatric use



HF-LAPAROSCOPY ELECTRODES **monopolar** Ø 2.8 mm **FL** 330 mm

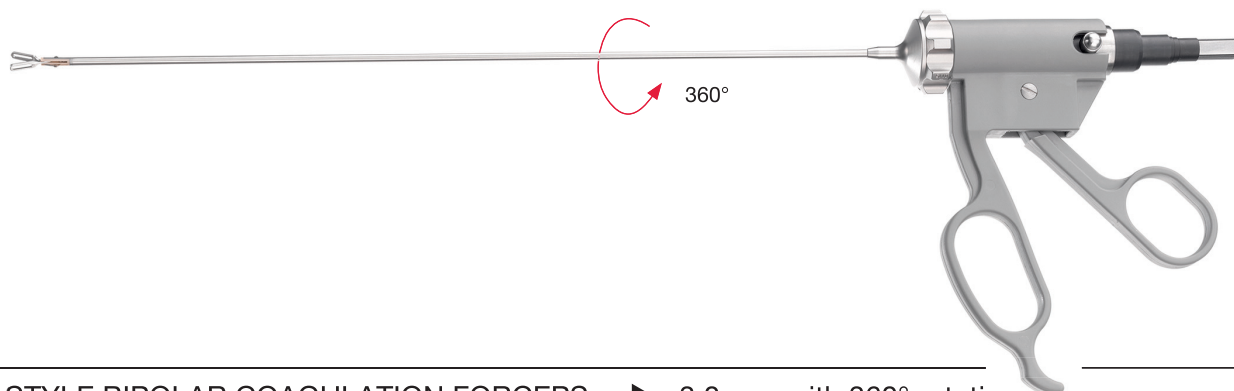
Description	Art. No.	
BUTTON ELECTRODE	622-005-13	
J- HOOK ELECTRODE	622-005-23	
L- HOOK ELECTRODE	622-005-33	

TROCAR SLEEVE & TROCARS Ø 3.5 mm **FL** 70 mm





Description	Art. No.	
TROCAR SLEEVE ► smooth metal tube	626-121-31	
TROCAR ► conical tip	626-151-31	
TROCAR ► pyramidal tip	626-152-31	




LAP 3.0 BIPOLAR COAGULATION FORCEPS



LAP 3.0 T-STYLE BIPOLAR COAGULATION FORCEPS ▶ 3.0 mm with 360° rotation

Description		Art. No.
3.0 MICRO HANDLE		628-401-53
		FL 200 mm FL 290 mm
3.0 MICRO SHAFT		628-402-52 628-402-53
MARYLAND DISSECTOR ELECTRODE ▶ curved		628-446-52 628-446-53
GRASPING FORCEPS ELECTRODE ▶ fenestrated		628-444-52 628-444-53

HF CONNECTION CABLES; **BIPOLAR**; flat-cable plug

Available for following units:	3.0 m	5.0 m	Instrument side	
Erbe; Storz/unit side round plug	287-200-30	287-200-50	 <p>Flat plug</p>	For further information and pictures see the overview about cables in the chapter "HF Generator & Connection cables".
Berchthold/Martin/unit side round plug	287-205-30	287-205-50		
US-Models; 2-pins/unit side banana plugs	287-210-30	287-210-50		
TONTARRA mod. PWT-400; Valleylab;	287-215-30	287-215-50		
International Models; 2 pins				





DISPOSABLES





ENDOOR CUT Ø 5.0 mm DISPOSABLE LAPAROSCOPY INSTRUMENT SYSTEM

▶ **Interchangeable** disposable instrument tips to use with **reusable** handle / shaft system



ENDOOR CUT Ø 5.0 mm DISPOSABLE LAPAROSCOPY INSTRUMENT SYSTEM **FL** 310 / 450 mm

▶ **Interchangeable** disposable instrument tips to use with **reusable** handle / shaft system

Description	Art. No.
<p>ENDOOR HANDLE</p> <ul style="list-style-type: none"> ▶ without ratchet ▶ reusable 	<p>610-001-00</p>
	
<p>ENDOOR CUT SHAFT</p> <ul style="list-style-type: none"> ▶ reusable ▶ FL 310 mm 	<p>610-002-95</p>
<p>ENDOOR CUT SHAFT</p> <ul style="list-style-type: none"> ▶ reusable ▶ FL 450 mm 	<p>610-002-96</p>
	

ENDOOR CUT Ø 5.0 mm DISPOSABLE INSERTS ▶ **STERILE; LONG INSULATION**




<p>METZENBAUM SCISSORS curved</p> <ul style="list-style-type: none"> ▶ standard blade 16.0 mm 	<p>482-900-50 (box of 5 pcs.)</p>	
<p>METZENBAUM SCISSORS curved</p> <ul style="list-style-type: none"> ▶ short blade 10.0 mm 	<p>482-900-51 (box of 5 pcs.)</p>	




DISPOSABLE LAPAROSCOPY INSTRUMENTS

- ▶ Cholangeography fixation forceps

CHOLEANGOGRAPHY FIXATION FORCEPS; **DISPOSABLE** Ø 5.0 mm **FL** 330 mm 

Description	Art. No.
OLSEN SWAN 	MAS-007

SUCTION-/IRRIGATION SET; **DISPOSABLE** Ø 5.0 mm **FL** 330 mm (13") 

Description	Art. No.
<ul style="list-style-type: none"> ▶ 3.0 m tubing ▶ 2 spikes; incl.1 reusable stainless steel cannula ▶ disposable ▶ sterile ▶ 25 pcs./box 	521-090-05

This suction-/irrigation set offers an integrative system of disposable tubing and valve in combination with the reusable cannula which allows the physician to comfortably and efficiently irrigate and aspirate during and after the surgical procedure.

- ▶ Flow controlling trumpet valve
- ▶ Plunger caps are color-marked and contour-coded
- ▶ Equipped with twin irrigation spikes and blocking clamps
- ▶ Fitted with atraumatic tip with suction relief holes
- ▶ Smooth and reliable operation control for irrigation and aspiration
- ▶ Ergonomic design





HF GENERATOR & CONNECTION CABLES





HF GENERATOR **PLASMA WAVE**

▶ PWT-400

HF Generator for electrical surgery **PWT-400** **SMART - SAFE - POWERFUL**

Many options – one device.



SMART

- ▶ Multi-disciplinary use
- ▶ Optimized modes for various clinical applications
- ▶ 99 storage positions for application-specific programs/profiles
 - All presets can be adapted individually
 - Customizable program settings and descriptions

SAFE

- ▶ Self-test during system start and permanent auto check during use
- ▶ Current leakage monitoring
- ▶ Neutral electrode monitoring:
 - use of small neutral electrodes for pediatrics or neonates possible
 - use of split neutral electrodes possible

POWERFUL

- ▶ Accurate, smooth incisions and effective coagulation due to optimized presettings
- ▶ 14 monopolar and bipolar cutting modes and 10 coagulation modes; self-adjusting of output power

FOR A WIDE RANGE OF LAPAROSCOPIC APPLICATIONS, E.G.:

- ▶ Colectomy
- ▶ Fundoplication
- ▶ Gastrectomy
- ▶ Splenectomy
- ▶ Cholecystectomy
- ▶ Liver resection

For technical data & more details please ask for our Plasma Wave brochure.



- ▶ Suitable for monopolar and bipolar applications
- ▶ The unit features the simultaneous use of two monopolar handles
- ▶ Compatible with one or two twin foot-switches
- ▶ Intuitive menu navigation via touch display



Twin foot-switch

HF connection cables for PWT-400


HF-connection cables **monopolar**

- 3 m: Art. No. 287-820-30
- 5 m: Art. No. 287-820-50



HF-connection cables **bipolar**

- 3 m: Art. No. 287-215-30
- 5 m: Art. No. 287-215-50



- 3 m: Art. No. 628-295-03







HF GENERATOR & HF CONNECTION CABLES

- ▶ HF Unit Plasma Wave PWT-400
- ▶ Monopolar HF connection cables

HF UNIT PLASMA WAVE

Description	Art. No.
PWT-400 Plasma Wave; HF generator for electrical surgery  	540-280-50
TWIN FOOT-SWITCH 	540-285-50

HF CONNECTION CABLES; **MONOPOLAR** for laparoscopic HF electrodes

Available for following units:	Diameter	3.0 m	5.0 m	Instrument side	Unit-Side
Martin; TONTARRA mod. PWT-400	Ø 4.0 mm	287-815-30	287-815-50		
Valleylab*; Force Triad; BOWA	Ø 8.0 mm	287-825-30	287-825-50		
Erbe	Ø 5.0 mm	287-820-30	287-820-50		






* not for Valleylab LS10



HF CONNECTION CABLES

▶ **BIPOLAR** HF connection cables







HF CONNECTION CABLES; **BIPOLAR** ▶ to connect semi-flexible **bipolar** HF electrodes for hysteroscopy to HF generator

Available for following units:	3.0 m	5.0 m	Instrument-side	Unit-side
Erbe; Storz/unit side round plug	287-200-30	287-200-50		
Berchthold/Martin*/unit side round plug	287-205-30	287-205-50		
Us-Models; 2-pins/unit side banana plugs; Ø 4.0 mm	287-210-30	287-210-50		
TONTARRA mod. PWT-400; Valleylab**; BOWA; International Models; 2 pins; Ø 4.0 mm	287-215-30	287-215-50		


* not for Martin ME411; MD62

** not for Valleylab LS10

HF CONNECTION CABLES; **BIPOLAR**

Available for following units:		Instrument-side	Unit-side
Erbe	628-292-03		
Martin*	628-293-03		
Banana plug; 2 x Ø 4.0 mm	628-294-03		
TONTARRA mod. PWT-400; Valleylab; BOWA; Ø 4.0 mm	628-295-03		
ADAPTER for BIPOLAR CABLES with FLAT PLUG	628-299-00		Cable models see tab above

* not for Martin MD62





ACCESSORIES




ACCESSORIES

- ▶ Retractors for gall bladder extraction
- ▶ Palpation probes
- ▶ Puncture injection needles


RETRACTORS FOR GALL BLADDER RESECTION

Description			
ABDOMINAL SPECULUM 		S-RETRACTOR SET (2 pcs./set) 	
Size	Art. No.	Size	Art. No.
Valve inner diameter Ø 12.0 mm	527-040-00	width 5.5 mm	527-042-00 (2 pcs./set)
		width 11.0 mm	527-042-11 (2 pcs./set)

PALPATION PROBES ▶ Ø 5.0 mm

Description	
	
Size	Art. No.
FL 330 mm	618-190-53
FL 450 mm	618-190-54

PUNCTURE INJECTION NEEDLES





Description		
		
Diameter	FL 330 mm	FL 450 mm
0.7 mm	618-203-07	–
0.9 mm	618-203-09	–
1.2 mm	618-203-12	618-204-12
1.4 mm	618-203-14	618-204-14
1.5 mm	618-203-15	618-204-15
1.8 mm	618-203-18	618-204-18



ACCESSORIES

▶ Instrument Care, Maintenance



CLEANING BRUSHES for TROCARS and ENDOOR C INSTRUMENTS

Description	
 <p>CLEANING BRUSH for Ø 5.5 mm trocar; Wire of V2A; length 300 mm; brush diameter: Ø 5.0 mm; bristle length: 100 mm; 5 pcs./unit</p> <p>499-200-30 (box of 5 pcs.)</p>	 <p>CLEANING BRUSH for Ø 11.0/12.5/15.5 mm trocars; Wire of V2A; length 300 mm; brush diameter: Ø 15.0 mm; bristle length: 100 mm; 5 pcs./unit</p> <p>499-201-30 (box of 5 pcs.)</p>
 <p>CLEANING BRUSH for Ø 20.0 mm trocar; Wire of V2A; length 450 mm; brush diameter: Ø 20.0 mm; bristle length: 150 mm; 5 pcs./unit</p> <p>499-202-45 (box of 5 pcs.)</p>	 <p>CLEANING BRUSH for ENDOOR C shaft and trocar cocks; length 390 mm; Nylon; Set consisting of brush with Ø 6.0 mm bristles (20 mm length) and pipe cleaner Ø 6.0 mm (30 mm length); 10 pcs./unit</p> <p>499-203-39 (box of 5 pcs.)</p>

LUERLOCK CLOSING GAPS

Description	
<p>LuerLock CLOSING GAP standard 10 pcs./unit</p>  <p>087-950-01 (box of 10 pcs.)</p>	<p>Luer Lock CLOSING GAP with silicone; 10 pcs./unit</p>  <p>087-955-01 (box of 10 pcs.)</p>

MAINTENANCE

Description	Art. No.
<p>TAP & STOPCOCK LUBRICANT</p> <ul style="list-style-type: none"> ▶ special grease for surgical instruments (specially for stopcocks) ▶ 5 g per box 	582-095-00
<p>INSTRUCARE INSTRUMENT OIL SPRAY T3000</p> <ul style="list-style-type: none"> ▶ 400 ml 	265-950-40





ACCESSORIES

- ▶ Storage and Sterilization of instruments

STORAGE AND STERILISATION RACKS



- ▶ for laparoscopic instruments Ø 3.0 mm / Ø 5.0 mm / Ø 10.0 mm

Description	Art. No.	
ENDOOR C STORAGE AND STERILISATION RACK ▶ Size: L 470 x W 250 x H 150 mm ▶ to use in containers size 1/1 with height starting at 200 mm	499-100-25	
STORAGE AND STERILIZATION RACK ▶ for 10 pieces of laparoscopy instruments ▶ Size: L 525 x W 245 x H 175 mm ▶ to use in containers size 1/1 with height starting at 200 mm	499-101-20	

CONTAINER BOX 1/1 BOTTOM ALUMINIUM

- ▶ L 595 x W 275 x H 200 mm

- ▶ Locking device: bottom with flexible latch and lid with fixed axis

Description	Art. No.	
▶ Bottom perforated (with Quick Change filter system for fast replacement of the filter)	260-106-20Y	
▶ Bottom non perforated	260-105-20Y	

CONTAINER LIDS [different colours]


Description	Aluminium	Polymer	1 2 3 4 5 6
▶ Lid perforated	260-100-0XY	260-101-0XY	Please put the color number instead of the "X" into the article number when ordering.
▶ Safety lid	260-103-0XY	-	

For more information on our accredited premium program for containers and accessories check out our Container Catalogue.












ACCESSORIES

- ▶ Storage, sterilization and protection of telescopes





TELESCOPE CONTAINER

Description	450 x 70 x 70 mm	250 x 60 x 50 mm	
 ▶ silver	260-602-01Y	260-601-01Y	 Lid and bottom perforated; complete  Outside dimension
 ▶ yellow	260-602-02Y	260-601-02Y	
 ▶ red	260-602-03Y	260-601-03Y	
 ▶ blue	260-602-04Y	260-601-04Y	
 ▶ green	260-602-05Y	260-601-05Y	
 ▶ black	260-602-06Y	260-601-06Y	




WIRE BASKET WITH FIXATION

- ▶ Container height 55 mm 

Description	Telescopes	Art. No.	
Wire basket ▶ 290 x 80 x 55 mm	1	260-600-03Y	 Container height  Outside dimension
Wire basket ▶ 460 x 80 x 55 mm	1	260-600-04Y	
Wire basket ▶ 670 x 80 x 55 mm	1	260-600-07Y	
Wire basket ▶ 290 x 80 x 55 mm	2	260-600-05Y	
Wire basket ▶ 460 x 80 x 55 mm	2	260-600-06Y	

PROTECTION

Description	Art. No.
<p>PROTECTING SLEEVE FOR ALL TELESCOPES</p> <ul style="list-style-type: none"> ▶ easy handling ▶ up to Ø 4.0 mm ▶ plastic sleeve 	590-000-01 (box of 10 pcs.)



INDEX

087-950-01	81	287-215-30	69	540-812-30	8	601-010-30HD4	6
087-955-01	81	287-215-30	78	540-812-50	8	601-010-40HD	6
260-100-0XY	82	287-215-50	48	540-813-18	8	601-010-40HD2	6
260-101-0XY	82	287-215-50	51	540-813-23	8	601-010-40HD4	6
260-103-0XY	82	287-215-50	69	540-813-30	8	601-012-00HD	6
260-105-20Y	82	287-215-50	78	540-813-50	8	601-012-30HD	6
260-106-20Y	82	287-815-30	11	540-815-18	8	601-103-00HD2	6
260-600-03Y	83	287-815-30	17	540-815-23	8	601-103-12HD2	6
260-600-04Y	83	287-815-30	46	540-815-30	8	601-103-30HD2	6
260-600-05Y	83	287-815-30	77	540-815-50	8	610-001-00	66
260-600-06Y	83	287-815-50	11	540-822-18	8	610-001-00	72
260-600-07Y	83	287-815-50	17	540-822-23	8	610-002-95	72
260-601-01Y	83	287-815-50	46	540-822-30	8	610-002-96	72
260-601-02Y	83	287-815-50	77	540-822-50	8	610-005-00	66
260-601-03Y	83	287-820-30	11	540-823-18	8	610-060-00	66
260-601-04Y	83	287-820-30	17	540-823-23	8	610-500-32	66
260-601-05Y	83	287-820-30	46	540-823-30	8	610-542-32	66
260-601-06Y	83	287-820-30	77	540-823-50	8	610-544-32	66
260-602-01Y	83	287-820-50	11	540-880-01	8	610-546-32	66
260-602-02Y	83	287-820-50	17	540-880-02	8	611-001-00	11
260-602-03Y	83	287-820-50	46	540-880-04	8	611-001-00	17
260-602-04Y	83	287-820-50	77	540-880-05	8	611-005-00	11
260-602-05Y	83	287-825-30	11	540-880-13	8	611-005-00	17
260-602-06Y	83	287-825-30	17	540-890-01	8	611-006-00	11
265-950-40	81	287-825-30	46	540-890-02	8	611-006-00	17
287-200-30	48	287-825-30	77	540-890-04	8	611-010-53	11
287-200-30	51	287-825-50	11	540-890-10	8	611-010-54	11
287-200-30	69	287-825-50	17	540-890-14	8	611-020-93	17
287-200-30	78	287-825-50	46	582-095-00	81	611-100-53	12
287-200-50	48	287-825-50	77	587-205-32	21	611-100-54	12
287-200-50	51	482-900-50	72	587-205-42	21	611-110-53	12
287-200-50	69	482-900-51	72	587-210-33	21	611-112-53	12
287-200-50	78	499-100-25	82	587-210-42	21	611-150-53	12
287-205-30	48	499-101-20	82	587-220-05	21	611-150-54	12
287-205-30	51	499-191-00	20	587-220-10	21	611-155-53	12
287-205-30	69	499-200-30	81	587-225-10	21	611-200-53	13
287-205-30	78	499-201-30	81	590-000-01	83	611-200-54	13
287-205-50	48	499-202-45	81	601-005-00HD	6	611-202-53	13
287-205-50	51	499-203-39	81	601-005-00HD2	6	611-202-54	13
287-205-50	69	521-090-05	73	601-005-00HD4	6	611-204-53	13
287-205-50	78	527-040-00	80	601-005-30HD	6	611-204-54	13
287-210-30	48	527-042-00	80	601-005-30HD2	6	611-205-53	13
287-210-30	51	527-042-11	80	601-005-30HD4	6	611-206-53	13
287-210-30	69	540-280-50	77	601-005-40HD	6	611-207-53	13
287-210-30	78	540-285-50	77	601-005-40HD2	6	611-210-53	13
287-210-50	48	540-803-18	8	601-005-40HD4	6	611-210-54	13
287-210-50	51	540-803-23	8	601-010-00HD	6	611-212-53	13
287-210-50	69	540-803-30	8	601-010-00HD2	6	611-212-54	13
287-210-50	78	540-803-50	8	601-010-00HD4	6	611-213-53	13
287-215-30	48	540-812-18	8	601-010-30HD	6	611-214-53	14
287-215-30	51	540-812-23	8	601-010-30HD2	6	611-215-53	14


INDEX

611-216-53	14	612-420-53	19	614-100-33	28	618-195-20	33
611-216-54	14	612-425-53	19	614-100-33	67	618-200-03	32
611-218-53	14	612-430-53	19	614-100-53	28	618-201-03	32
611-220-53	14	612-540-93	20	614-100-54	28	618-203-07	80
611-224-53	14	612-550-93	20	614-110-33	28	618-203-09	80
611-226-53	14	612-910-00	25	614-110-33	67	618-203-12	80
611-228-53	14	612-910-01	25	614-110-53	28	618-203-14	80
611-249-53	15	612-910-02	25	614-110-54	28	618-203-15	80
611-250-53	15	612-910-03	25	614-115-33	28	618-203-18	80
611-250-54	15	612-912-00	25	614-115-33	67	618-204-12	80
611-251-53	15	612-912-01	25	614-115-53	28	618-204-14	80
611-252-53	15	612-912-02	25	614-115-54	28	618-204-15	80
611-252-54	15	612-914-00	25	614-120-53	28	618-204-18	80
611-253-53	15	612-914-01	25	614-120-54	28	618-510-05	54
611-254-53	15	612-914-02	25	614-135-53	28	618-510-07	54
611-256-53	15	612-914-03	25	614-135-54	28	618-510-08	54
611-258-53	15	612-916-00	25	614-195-53	28	618-510-10	54
611-260-53	16	612-916-01	25	614-195-54	28	618-510-12	54
611-300-53	14	612-916-02	25	614-205-53	30	618-510-13	54
611-300-54	14	612-920-01	24	614-205-54	30	618-510-14	54
611-350-53	16	612-920-02	24	614-210-53	30	618-510-15	54
611-350-54	16	612-920-03	24	614-210-54	30	618-510-17	54
611-352-53	16	612-930-00	24	614-215-53	30	618-510-18	54
611-352-54	16	612-930-01	24	614-220-53	30	618-510-20	54
611-400-93	17	612-930-02	24	614-225-53	30	618-510-23	54
611-406-93	17	612-930-03	24	614-230-53	30	618-515-10	54
611-429-93	17	612-932-00	24	614-405-53	30	618-515-12	54
612-105-53	18	612-932-01	24	614-405-54	30	618-515-15	54
612-110-53	18	612-932-02	24	614-410-53	30	618-515-17	54
612-115-53	18	612-934-00	24	614-410-54	30	618-550-10	55
612-120-53	18	612-934-01	24	614-415-53	30	618-550-12	55
612-125-53	18	612-934-02	24	614-420-53	30	618-550-15	55
612-130-53	18	612-934-03	24	614-425-53	30	618-555-12	55
612-135-53	20	612-936-00	24	614-500-53	29	618-555-15	55
612-195-53	31	612-936-01	24	614-510-53	29	620-010-00	42
612-205-53	18	612-936-02	24	614-515-53	29	620-010-33	42
612-210-53	18	612-940-00	26	614-520-53	29	620-010-53	42
612-215-53	18	612-940-01	26	614-535-53	29	620-010-93	42
612-220-53	18	612-942-00	26	616-105-53	37	620-015-00	42
612-225-53	18	612-942-01	26	616-110-53	37	620-015-10	42
612-230-53	18	612-944-00	26	616-120-93	37	620-015-33	42
612-295-53	31	612-944-01	26	616-205-53	38	620-015-53	42
612-305-53	19	612-946-00	26	616-220-53	38	620-015-93	42
612-310-53	19	612-946-01	26	616-305-53	36	620-020-00	40
612-315-53	19	612-990-53	20	616-310-53	36	620-020-10	40
612-320-53	19	614-005-53	30	618-100-43	31	620-020-53	40
612-325-53	19	614-005-54	30	618-105-43	31	620-020-93	40
612-330-53	19	614-010-53	30	618-110-43	31	620-025-00	41
612-405-53	19	614-010-54	30	618-180-53	31	620-025-09	41
612-410-53	19	614-015-53	30	618-190-53	80	620-025-13	41
612-415-53	19	614-020-53	30	618-190-54	80	620-025-23	41



INDEX

620-025-33	41	626-152-19	61	626-180-49	62	628-344-53	51
620-025-43	41	626-152-21	63	626-180-95	58	628-346-53	51
620-025-53	41	626-152-31	68	626-182-15	60	628-350-53	51
620-025-63	41	626-152-41	62	626-182-95	31	628-352-53	51
620-030-00	40	626-152-51	57	626-182-95	58	628-401-53	69
622-005-13	68	626-152-59	57	626-190-06	64	628-402-52	69
622-005-23	68	626-152-91	59	626-190-11	64	628-402-53	69
622-005-33	68	626-152-99	59	626-190-13	64	628-444-52	69
622-010-13	45	626-153-11	61	626-191-11	64	628-444-53	69
622-010-23	45	626-153-19	61	628-101-00	52	628-446-52	69
622-010-33	45	626-153-51	57	628-101-99	52	628-446-53	69
622-010-43	45	626-153-91	59	628-105-00	52	MAS-007	73
622-030-13	45	626-153-99	59	628-110-53	52		
622-030-23	45	626-154-11	61	628-115-53	52		
622-030-33	45	626-154-51	57	628-115-54	52		
622-030-43	45	626-154-91	59	628-140-53	52		
622-030-53	45	626-155-11	61	628-140-54	52		
622-040-03	46	626-155-19	61	628-142-53	52		
622-050-00	45	626-155-51	57	628-144-53	52		
622-050-13	45	626-155-59	57	628-144-54	52		
622-050-23	45	626-155-91	59	628-201-52	48		
622-050-33	45	626-155-99	59	628-203-53	48		
622-050-43	45	626-156-11	61	628-204-53	48		
622-050-53	45	626-156-51	57	628-205-52	48		
626-121-11	60	626-156-91	59	628-240-53	49		
626-121-19	60	626-170-11	60	628-242-53	49		
626-121-21	63	626-170-15	62	628-244-53	49		
626-121-31	68	626-170-20	63	628-246-53	49		
626-121-41	62	626-170-50	56	628-248-53	49		
626-121-51	56	626-170-90	58	628-250-53	49		
626-121-59	56	626-171-11	60	628-252-53	49		
626-121-91	58	626-171-15	62	628-292-03	48		
626-121-99	58	626-171-20	63	628-292-03	78		
626-122-11	60	626-171-50	56	628-293-03	48		
626-122-51	56	626-171-90	58	628-293-03	78		
626-122-91	58	626-175-00	58	628-294-03	48		
626-150-11	61	626-175-11	60	628-294-03	78		
626-150-51	57	626-175-50	56	628-295-03	48		
626-150-91	59	626-178-15	60	628-295-03	78		
626-151-11	61	626-178-95	58	628-299-00	48		
626-151-19	61	626-179-21	63	628-299-00	78		
626-151-21	63	626-179-22	63	628-302-52	50		
626-151-31	68	626-179-41	62	628-302-53	50		
626-151-41	62	626-179-42	62	628-306-52	50		
626-151-51	57	626-180-15	60	628-306-53	50		
626-151-59	57	626-180-25	63	628-341-53	51		
626-151-91	59	626-180-29	63	628-342-53	51		
626-151-99	59	626-180-45	62	628-343-53	51		
626-152-11	61						



· WORLD WIDE DISTRIBUTION NETWORK ·



TONTARRA Medizintechnik GmbH

Daimlerstr. 15 · 78573 Wurmlingen/Germany

Tel: +49(0) 74 61/9 65 76 -0

Fax: +49(0) 74 61/9 65 76 -26

info@tontarra.de

www.tontarra.de

All rights are reserved. Technical alterations are possible. This folder may be used for no other purpose than offering, buying and selling of our products. No part may be copied or reproduced in any form. In the case of misuse, we retain the rights to recall our catalogs and pricelists and to take legal actions.
999-450-03E · 10.2018