

**TONTARRA**

ENDOSCOPY



UROLOGY

## ABOUT US

For more than 50 years “made by TONTARRA, Germany” is a synonym for state-of-the-art surgical and endoscopic instruments and equipment.



This success and the international recognition of the skillfulness in surgical and endoscopic instrument making of Tontarra Medizintechnik GmbH are based on our commitment to medical innovation, mastery in manufacturing, and a strong focus on our continuing tradition of excellence.

The confidence in our surgical and endoscopic lines as expressed by our international customers, distribution- and OEM-partners are a driving force to face and meet new challenges.

# TONTARRA



Indispensable ‘tools’ for maturing new ideas into high-precision surgical instruments of highest precision include our state-of-the-art manufacturing facility and production processes, and especially the comprehensive technical know-how, ingenuity and strong commitment of our entire team.



## ICONS – OVERVIEW



Function length



LuerLock



Quick Lock



For use with sheath in size



Round sheath



Oval sheath



Drop style sheath



For use with laser



Continuous flow

**TABLE OF CONTENT**


<p>▶ Quick Lock connecting system <span style="float: right;">4</span></p> <hr/> <p>▶ Telescopes HD / HD+ / HD+2 <span style="float: right;">5 – 8</span></p> <p>Uretero - Renoscopes</p> <hr/> <p>▶ Cystoscopy 17 Fr. - 25 Fr. <span style="float: right;">9 – 22</span></p> <p>Lithotripsy 24 Fr. - 25.5 Fr.</p> <hr/> <p>▶ Resectoscopy Ø 4 mm <span style="float: right;">23 – 38</span></p> <p>24/26 Fr. &amp; 27/28.5 Fr.</p> <hr/> <p>▶ Resectoscopy Ø 2.9 mm <span style="float: right;">39 – 42</span></p> <p>19/22 Fr.</p> <hr/> <p>▶ Mini-Resectoscopy Ø 2.9 mm <span style="float: right;">43 – 48</span></p> <p>17.5/18.5 Fr.; with extra working channel for cystoscopy</p>	<p>▶ Instruments for Laser Therapy <span style="float: right;">49 – 52</span></p> <p>Laser-Cystoscopy 23 Fr. Laser-Resectoscopy 24/26 Fr. &amp; 27/28.5 Fr. Laser-Urethrotomy 21 Fr.</p> <hr/> <p>▶ Urethrotomy <span style="float: right;">53 – 58</span></p> <p>21 Fr./15.5 Fr.</p> <hr/> <p>▶ Uretero-Renoscopy <span style="float: right;">59 – 62</span></p> <p>21 Fr./15.5 Fr.</p> <hr/> <p>▶ Nephroscopy <span style="float: right;">63 – 76</span></p> <p>Systems for Ø 2.8 mm telescopes 24 &amp; 26 Fr. Systems for Ø 1.8 mm telescopes 23 Fr. Mini-Nephroscopy 18 Fr./19.5 Fr./24 Fr.</p> <hr/> <p>▶ Pediatric Urology <span style="float: right;">77 – 86</span></p> <p>Cysto-Urethroscopy 13 Fr. /11 Fr./9.5 Fr./7.5 Fr. Resectoscopy 13 Fr. /11 Fr./9 Fr. Visual Urethrotomy 13 Fr. /11 Fr.</p> <hr/> <p>▶ HF Generator <span style="float: right;">87 – 90</span></p> <p>PWT -400 Plasma Wave</p> <hr/> <p>▶ Accessories <span style="float: right;">91 – 97</span></p> <p>General urologic accessories; Light guide cables &amp; Connectors; HF cables; Maintenance, Storage &amp; Sterilization</p> <hr/> <p>▶ Index <span style="float: right;">98 – 99</span></p>
---	--

## THE QUICK LOCK CONNECTING SYSTEM




The main feature of the Quick Lock connecting system is that the sheath which is rigidly coupled with the connecting system can be very easily assembled and disassembled. Due to the spring locking the centering of the inner and outer sheaths is optimized compared to the established Bayonet-type instruments.

The precise labeling on the instrument makes it easy to operate the connecting system.

The Quick Lock system is characterized by a smooth running take apart and a tight sealing of the two sheaths connected.



Quick Lock



## TELESCOPES


- ◀ HD
- ◀ HD+
- ◀ HD+2

## URETERO-RENOSCOPES

## UROLOGY TELESCOPES HD+, HD+2





- ▶ Ø 4.0 mm / Ø 2.9 mm / Ø 2.7 mm / Ø 2.0 mm
- ▶ Compatible with most instrument- and camera systems



### TELESCOPES FOR UROLOGY [autoclavable] ▶ Ø 4.0 mm

Description			Art. No.	· For use in cystoscopy and resectoscopy  · Field of view: 70°  · Available in four different viewing directions
Telescope HD+	▶ Ø 4.0 mm; 0°	FL 300 mm	601-104-00HD	
Telescope HD+2	▶ Ø 4.0 mm; 0°	FL 300 mm	601-104-00HD2	
Telescope HD+	▶ Ø 4.0 mm; 12°	FL 300 mm	601-104-12HD	
Telescope HD+2	▶ Ø 4.0 mm; 12°	FL 300 mm	601-104-12HD2	
Telescope HD+	▶ Ø 4.0 mm; 30°	FL 300 mm	601-104-30HD	
Telescope HD+2	▶ Ø 4.0 mm; 30°	FL 300 mm	601-104-30HD2	
Telescope HD+	▶ Ø 4.0 mm; 70°	FL 300 mm	601-104-70HD	
Telescope HD+2	▶ Ø 4.0 mm; 70°	FL 300 mm	601-104-70HD2	




### TELESCOPES FOR UROLOGY [autoclavable] ▶ Ø 2.9 mm

Description			Art. No.	· For use in cystoscopy and resectoscopy  · Field of view: 80°  · Available in four different viewing directions
Telescope HD+2	▶ Ø 2.9 mm; 0°	FL 300 mm	601-103-00HD2	
Telescope HD+2	▶ Ø 2.9 mm; 12°	FL 300 mm	601-103-12HD2	
Telescope HD+2	▶ Ø 2.9 mm; 30°	FL 300 mm	601-103-30HD2	
Telescope HD	▶ Ø 2.9 mm; 70°	FL 300 mm	601-103-70	



### TELESCOPES FOR UROLOGY [autoclavable] ▶ Ø 2.7 mm

Description			Art. No.	For use with TONTARRA's pediatric Uro-Line.
Telescope HD+	▶ Ø 2.7 mm; 0°	FL 187 mm	601-203-00HD	
Telescope HD+	▶ Ø 2.7 mm; 30°	FL 187 mm	601-203-30HD	



### TELESCOPES FOR UROLOGY [autoclavable] ▶ Ø 2.0 mm

Description			Art. No.	For miniature cystoscopes and mini operative systems (used for example with TONTARRA's pediatric Uro-Line).
Telescope HD	▶ Ø 2.0 mm; 0°	FL 187 mm	601-102-00	
Telescope HD	▶ Ø 2.0 mm; 30°	FL 187 mm	601-102-30	
Telescope HD	▶ Ø 2.0 mm; 0°	FL 260 mm	601-112-00	
Telescope HD	▶ Ø 2.0 mm; 30°	FL 260 mm	601-112-30	



## UROLOGY TELESCOPES HD, HD+, HD+2

- ▶ Ø 2.0 mm
- ▶ Compatible with most instrument- and camera systems

The “TONTARRA telescopes with the **PLUS**” feature a cutting edge optical technology which result in

- Exceptional brightness
- Brilliant, high contrast images even around the edges
- Optimum color rendering
- Outstanding optical transmission
- Scratch resistant (Sapphires at distal and proximal end)



W.C.O.M./LEMKE Vision

TONTARRA HD+ HD2+ HD4+ telescopes for superb imaging results

The telescope body is of stainless steel, providing extra high durability and outstanding autoclavability for spotless hygiene (French cycle validated). The triple tube design warrants unique bending resistance. We recommend to use the HD+2 telescopes, which are optimized for 2nd generation & full HD imaging systems.

For further information please refer to our telescope catalogue, or contact us.



TONTARRA HD+ HD2+ HD4+ telescopes are French Cycle validated (134°C; 18 min)

## URETERO-RENOSCOPES

- ▶ 30.000 pixel
- ▶ 2 sizes of working channel (4 and 5 Fr.)



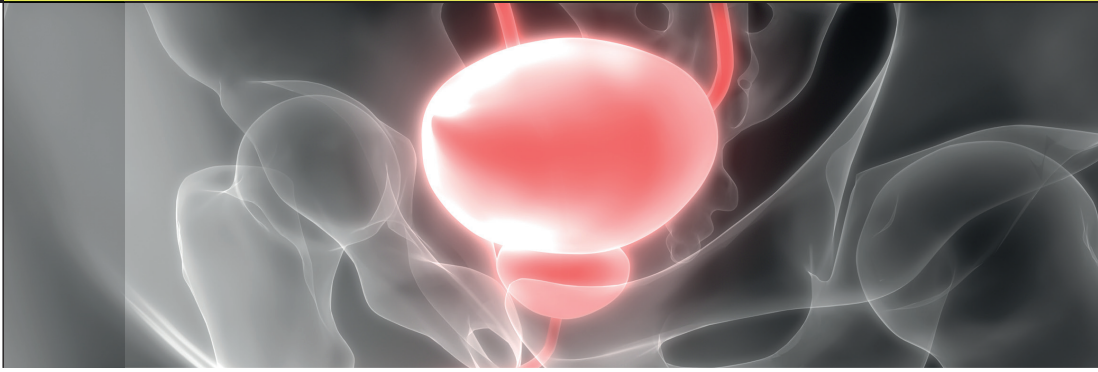
### TELESCOPES FOR UROLOGY [autoclavable]

Description		Art. No.
URETERO-RENOSCOPE	[1 working channel 5 Fr.] ▶ 8.0/9.8 Fr.; 12° ▶ 8.0/9.8 Fr.; 12°	FL 315 mm 601-110-05 FL 430 mm 601-110-10
	[1 working channel 4 Fr.] ▶ 6.0/7.5 Fr.; 12° ▶ 6.0/7.5 Fr.; 12°	FL 315 mm 601-110-15 FL 430 mm 601-110-20









# CYSTOSCOPY

◀ 17-25 Fr.

Lithotripsy

◀ 24 - 25.5 Fr.

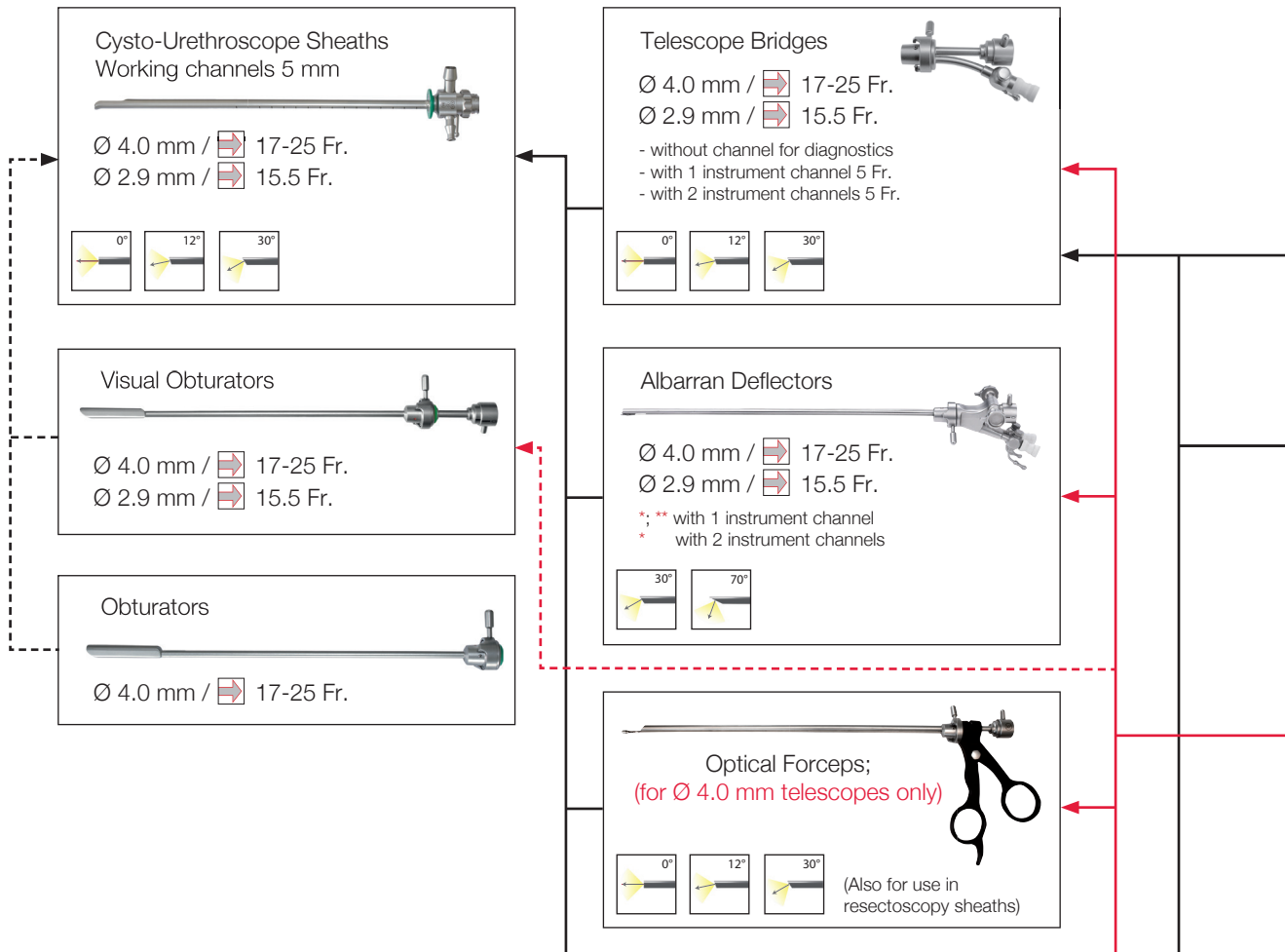


# CYSTO-URETHROSCOPY & LITHOTRIPSY

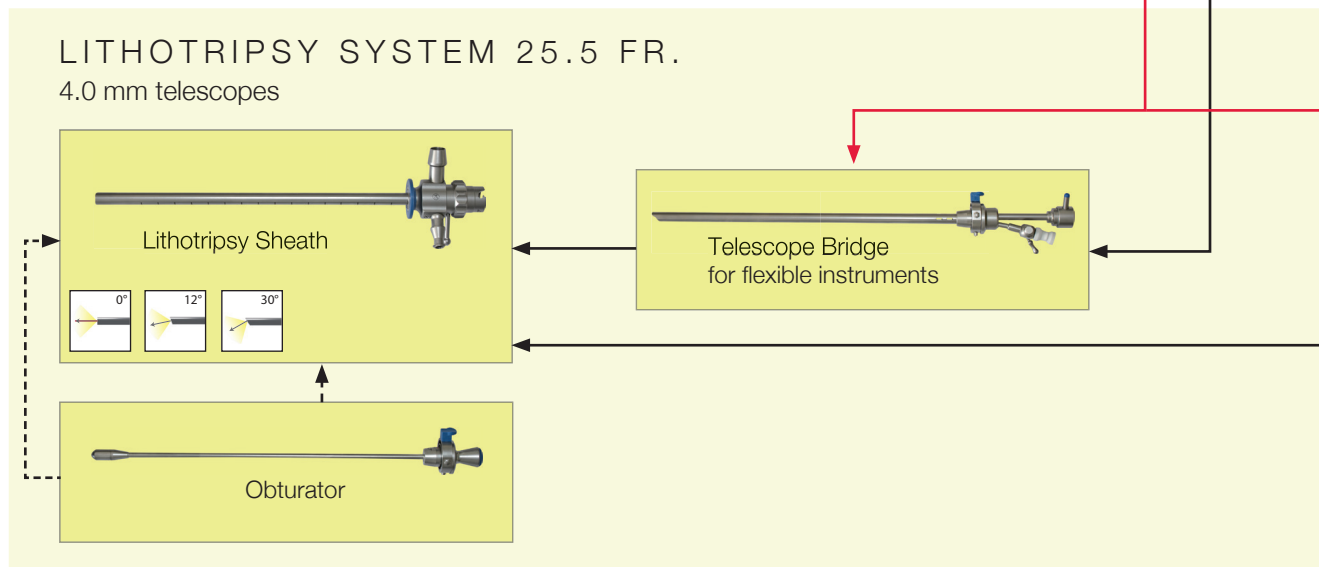
► Schematic overview

CYSTO-URETHROSCOPY

## Schematic overview CYSTO-URETHROSCOPY & LITHOTRIPSY: Systems and components for Ø 4.0 mm & 2.9 mm telescopes




LITHOTRIPSY





Systems and components for Ø 4.0 mm telescopes 17-25 Fr. & 25.5 Fr.  
 Systems and components for Ø 2.9 mm telescopes 15 Fr.

15 Fr. Compact System;  
 for Ø 2.9 mm telescopes  
 with Standard Obturator

 Laser-Cystoscopy System 23 Fr.  
 for Ø 2.9 mm telescopes


HF Flexible Electrodes  
**monopolar**  
 Sizes 3-7 Fr.




HF Semi-Flexible Electrodes **bipolar**  
 Sizes 5 Fr.




HF Generator



Flexible Instruments;  
 6 different inserts  
**FL** 400 mm  
 (Also for use in urethrotomes)



Telescopes Ø 4.0 mm / Ø 2.9 mm  
 0°; 12°; 30°; 70°

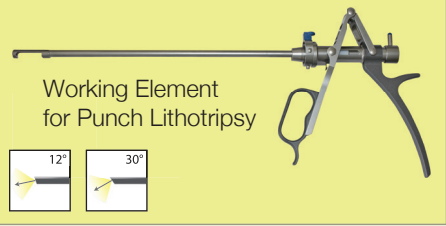


HF Connection cables (2 types):

**monopolar**  
 ----- to connect flexible **monopolar** HF electrodes to HF generator

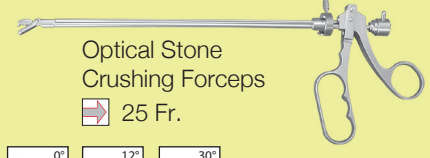
**bipolar**  
 ~~~~~ to connect semi-flexible **bipolar** HF electrodes to HF generator

Working Element for Punch Lithotripsy



12° 30°

Optical Stone Crushing Forceps  
 25 Fr.



0° 12° 30° (Also for use in resectoscopy sheaths)

Lithotripter 24 Fr.  
 (mechanical)




70° (only for 70° telescopes)



# CYSTO-URETHROSCOPY



The high quality instruments of TONTARRA's well assorted product portfolio for Cysto-Urethroscopy are well introduced at the market and have proven to meet the needs of surgeons all over the world.




## TONTARRA'S PORTFOLIO INCLUDES

### FOR Ø 4.0 mm TELESCOPES:

- ▶ Cysto-Urethroscope systems in different sizes, including telescope bridges and Albarran deflector

- ▶ Optical forceps




Optical forceps to use

with Cysto-Urethrosopes and Resectoscopes



- ▶ 400 mm flexible instruments (5/7/9 Fr. working channels)

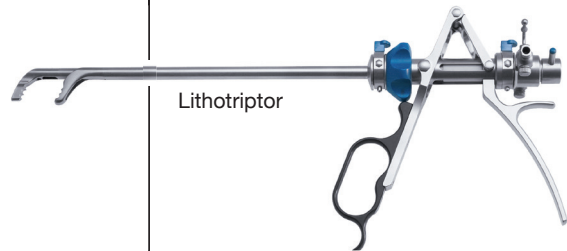


Flexible instruments


Flexible Instruments to use with Cysto-Urethrosopes and urethrotomes



- ▶ Lithotripsy instruments (25.5 Fr. Lithotripsy system, stone crushing forceps, mechanical lithotripter)



Lithotripter

- ▶ Laser Cystoscopy: see chapter "Laser instruments" 

### FOR Ø 2.9 mm TELESCOPES:

- ▶ Choose between a 15 Fr. compact system, or the 15 Fr. cysto-urethroscope system including telescope bridges and Albarran deflector (both options with 5 Fr. working channels)




Compact Cysto-Urethroscope

### Selection of Mono- and bipolar electrodes (3/5/7 Fr.)


Monopolar flexible HF electrodes

Bipolar semi-rigid HF electrodes



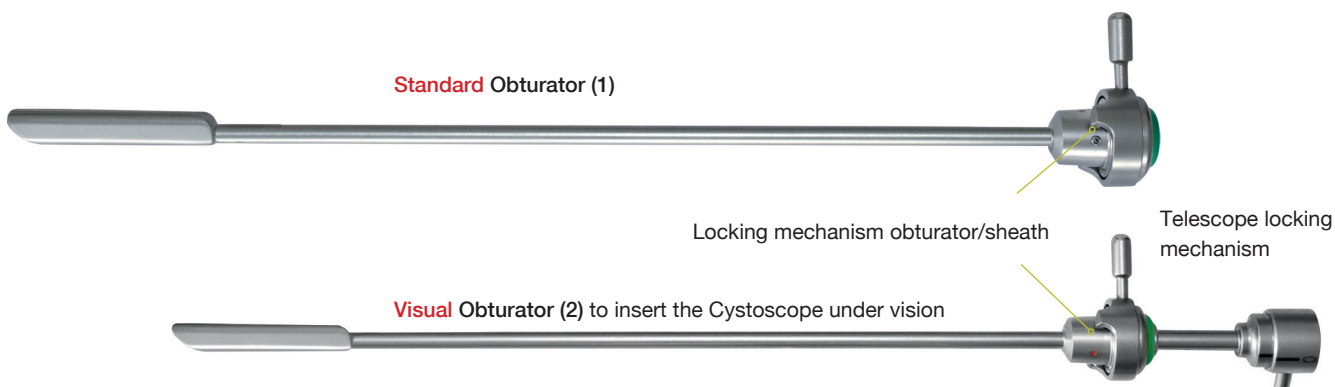
# CYSTO-URETHROSCOPY

- ▶ System for telescopes Ø 4.0 mm
- ▶ 17 - 25 Fr.



## CYSTO-URETHROSCOPE SHEATH SYSTEM for Ø 4 mm telescopes; without obturator

| Size and colour |          | Channel size       | 2 stopcocks (1) | 1 central valve (2) | Information |
|-----------------|----------|--------------------|-----------------|---------------------|-------------|
| 17 Fr.          | ■ yellow | 1 x 5 Fr.          | 630-012-17      | 630-017-17          |             |
| 19 Fr.          | ■ green  | 1 x 6 / 2 x 5 Fr.  | 630-012-19      | 630-017-19          |             |
| 21 Fr.          | ■ red    | 1 x 7 / 2 x 5 Fr.  | 630-012-21      | 630-017-21          |             |
| 23 Fr.          | ■ blue   | 1 x 9 / 2 x 7 Fr.  | 630-012-23      | 630-017-23          |             |
| 25 Fr.          | □ white  | 1 x 10 / 2 x 8 Fr. | 630-012-25      | 630-017-25          |             |



## OBTURATOR FOR CYSTO-URETHROSCOPE SHEATH SYSTEM for Ø 4 mm telescopes





| Size and colour |          | Channel size | Standard (1) | Visual (2) | Information                   |
|-----------------|----------|--------------|--------------|------------|-------------------------------|
| 17 Fr.          | ■ yellow |              | 630-020-17   | 630-025-17 | 601-104-30HD<br>601-104-30HD2 |
| 19 Fr.          | ■ green  |              | 630-020-19   | 630-025-19 |                               |
| 21 Fr.          | ■ red    |              | 630-020-21   | 630-025-21 |                               |
| 23 Fr.          | ■ blue   |              | 630-020-23   | 630-025-23 |                               |
| 25 Fr.          | □ white  |              | 630-020-25   | 630-025-25 |                               |

# CYSTO-URETHROSCOPY





- ▶ System for telescopes Ø 4.0 mm
- ▶ 17 - 25 Fr.



## TELESCOPE BRIDGES FOR CYSTO-URETHROSCOPY ▶ ➡ 17-25 Fr.

|                                                                                                                                                                                                                                                                                                                                                                               |                                                                                   |                                                                                     |
|-------------------------------------------------------------------------------------------------------------------------------------------------------------------------------------------------------------------------------------------------------------------------------------------------------------------------------------------------------------------------------|-----------------------------------------------------------------------------------|-------------------------------------------------------------------------------------|
|                                                                                                                                                                                                                                                                                              |  |  |
| TELESCOPE BRIDGE<br>without channel for diagnostics                                                                                                                                                                                                                                                                                                                           | TELESCOPE BRIDGE<br>with 1 instrument channel                                     | TELESCOPE BRIDGE<br>with 2 instrument channels                                      |
| 630-030-00                                                                                                                                                                                                                                                                                                                                                                    | 630-030-01                                                                        | 630-030-02                                                                          |
|  601-104-30HD, 601-104-30HD2<br>For adaption of the cystoscope length to telescope length. The working channel(s) not only support the use of flexible instruments and electrodes: Our models feature a very flat insertion angle, which also facilitates the use of semi-rigid instruments. |                                                                                   |                                                                                     |

## ALBARRAN DEFLECTOR ▶ ➡ 17-25 Fr.

| Description                                                                                                        | Art. No.   | Information                                                                                                                                                                                                                                |
|--------------------------------------------------------------------------------------------------------------------|------------|--------------------------------------------------------------------------------------------------------------------------------------------------------------------------------------------------------------------------------------------|
| with 1 instrument channel<br>  | 630-030-21 |  601-104-30HD<br>601-104-30HD2<br> 601-104-70HD<br>601-104-70HD2 |
| with 2 instrument channels<br> | 630-030-22 |                                                                                                                                                                                                                                            |



The Albarran deflecting mechanism enhances the control while positioning accessories (electrodes, flexible instruments, catheters). The Albarran lever can be locked at 5 different angles (up to 90°).



# CYSTO-URETHROSCOPY




- ▶ Optical forceps for telescopes Ø 4.0 mm
- ▶ 17 - 25 Fr.













TONTARRA's optical forceps include scissors, forceps and punches for biopsy, foreign body extraction & resectoscopic tissue removal. Extremely sharp cutting jaws, the stability of the entire instrument and an excellent flow rate enable the surgeon to safely perform mini-operations under vision right under the telescope objective.

FOR USE WITH:

- Cysto-Urethrosopes  17- 25 Fr.
- Resectoscopy sheaths  24/26 Fr. & 27/28.5 Fr. (with adaptor)



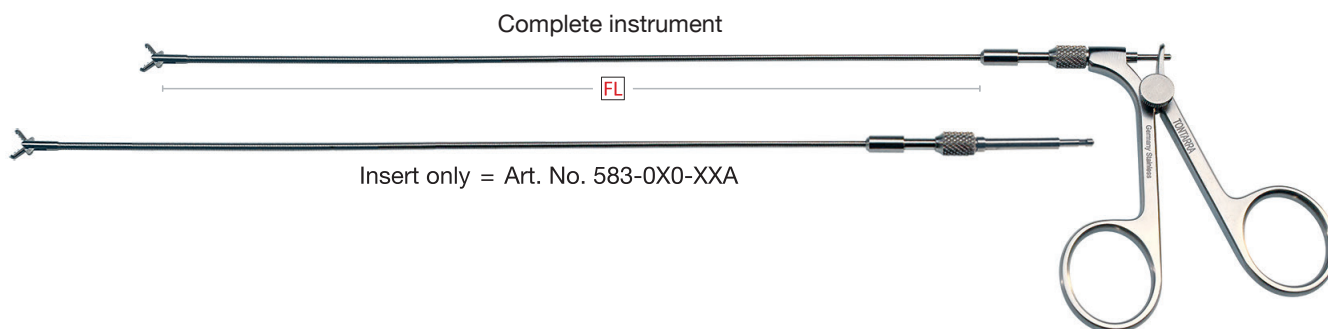
**OPTICAL FORCEPS** ▶  17-25 Fr.

| Description                                                         | Art. No.   |                                                                                      | Information                                                                                                                |
|---------------------------------------------------------------------|------------|--------------------------------------------------------------------------------------|----------------------------------------------------------------------------------------------------------------------------|
| GRASPING FORCEPS<br>▶ optical 0°/12°/30°                            | 630-035-00 |  |  0°<br>601-104-00HD<br>601-104-00HD2  |
| BIOPSY SPOON FORCEPS<br>▶ optical 0°/12°/30°                        | 630-035-05 |  |  12°<br>601-104-12HD<br>601-104-12HD2 |
| BIOPSY PUNCH<br>▶ optical 0°/12°/30°                                | 630-035-10 |  |  30°<br>601-104-30HD<br>601-104-30HD2 |
| HOOK SCISSORS<br>▶ optical 0°/12°/30°                               | 630-035-20 |  |                                                                                                                            |
| BIOPSY PUNCH<br>▶ optical 30°                                       | 630-035-13 |  |  30°<br>601-104-30HD<br>601-104-30HD2 |
| BIOPSY SPOON FORCEPS<br>▶ optical 70°                               | 630-035-15 |  |  70°<br>601-104-70HD<br>601-104-70HD2 |
| ADAPTOR<br>for using optical instruments in<br>resectoscopy sheaths | 630-035-25 |  |                                                                                                                            |






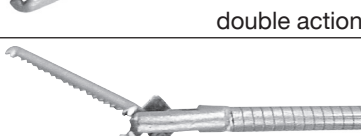
## FLEXIBLE INSTRUMENTS



- ▶ For Cysto-Urethrosopes and Urethrotomes
- ▶ Instrument channels 5 Fr./7 Fr./9 Fr. for telescopes Ø 4 mm



### FLEXIBLE INSTRUMENTS ▶ FL 400 mm

| Description                                                 | 5 Fr.       | 7 Fr.                                                                   | 9 Fr.       | Information                                                                                            |
|-------------------------------------------------------------|-------------|-------------------------------------------------------------------------|-------------|--------------------------------------------------------------------------------------------------------|
| BIOPSY FORCEPS<br>▶ flexible, oval, complete                | 583-010-16  | 583-010-23                                                              | 583-010-30  | <br>double action  |
| INSERT only                                                 | 583-010-16A | 583-010-23A                                                             | 583-010-30A |                                                                                                        |
| SCISSORS<br>▶ flexible, complete                            | 583-020-16  | 583-020-23                                                              | 583-020-30  | <br>single action |
| INSERT only                                                 | 583-020-16A | 583-020-23A                                                             | 583-020-30A |                                                                                                        |
| HOOK SCISSORS<br>▶ flexible, complete                       | 583-030-16  | 583-030-23                                                              | 583-030-30  | <br>single action |
| INSERT only                                                 | 583-030-16A | 583-030-23A                                                             | 583-030-30A |                                                                                                        |
| BIOPSY FORCEPS<br>▶ flexible, oval<br>▶ serrated, complete  | 583-050-16  | 583-050-23                                                              | 583-050-30  | <br>double action |
| INSERT only                                                 | 583-050-16A | 583-050-23A                                                             | 583-050-30A |                                                                                                        |
| GRASPING FORCEPS<br>▶ flexible, alligator jaw<br>▶ complete | 583-060-16  | 583-060-23                                                              | 583-060-30  | <br>double action |
| INSERT only                                                 | 583-060-16A | 583-060-23A                                                             | 583-060-30A |                                                                                                        |
| GRASPING FORCEPS<br>▶ flexible, serrated<br>▶ complete      | 583-070-16  | 583-070-23                                                              | 583-070-30  | <br>double action |
| INSERT only                                                 | 583-070-16A | 583-070-23A                                                             | 583-070-30A |                                                                                                        |
| HANDLE only (spare part)                                    | 583-305-00  | for all urologic micro instruments 5/7/9 Fr. with Art. No's. 583-XXX-XX |             |                                                                                                        |












**LITHOTRIPSY**



► Instruments for Ø 4 mm telescopes



**OPTICAL STONE CRUSHING FORCEPS ► 25 Fr.**

| Description                                                                                                                                                                                                                                                                                                                                                                                                                                                                                                                                                                                                                                      | Art. No.   | Information                                                                                                                                                                                                                                                                                                                                                            |
|--------------------------------------------------------------------------------------------------------------------------------------------------------------------------------------------------------------------------------------------------------------------------------------------------------------------------------------------------------------------------------------------------------------------------------------------------------------------------------------------------------------------------------------------------------------------------------------------------------------------------------------------------|------------|------------------------------------------------------------------------------------------------------------------------------------------------------------------------------------------------------------------------------------------------------------------------------------------------------------------------------------------------------------------------|
| <p>STONE CRUSHING FORCEPS</p>                                                                                                                                                                                                                                                                                                                                                                                                                                                                                                                                  | 630-035-30 |  0° 601-104-00HD<br>601-104-00HD2<br> 12° 601-104-12HD<br>601-104-12HD2<br> 30° 601-104-30HD<br>601-104-30HD2 |
| <p>ADAPTOR for using stone crushing forceps (No. 630-035-30) in outer resectoscopic sheaths</p>                                                                                                                                                                                                                                                                                                                                                                                                                                                                | 630-035-35 |                                                                                                                                                                                                                                                                                     |
| <p>For the lithotripsy of small stones, as well as an indispensable tool to split large stones to prepare the removal of larger stone fragments from the bladder through suction.</p> <p>TO USE WITH:</p> <ul style="list-style-type: none"> <li>· Cystoscopy sheaths  25 Fr.</li> <li>· Adapter with Luer Lock to connect to resectoscopy outer sheaths  26 Fr.  28.5 Fr.</li> </ul> |            |                                                                                                                                                                                                                                                                                                                                                                        |

**LITHOTRIPTOR (mechanical) ► 24 Fr.**











| Description                                                                                                                                                                                                                                                                                                                       | Art. No.   | Information                                                                                                             |
|-----------------------------------------------------------------------------------------------------------------------------------------------------------------------------------------------------------------------------------------------------------------------------------------------------------------------------------|------------|-------------------------------------------------------------------------------------------------------------------------|
| <p>LITHOTRIPTOR</p> <ul style="list-style-type: none"> <li>► rotatable</li> <li>► 2 stopcocks</li> </ul>                                                                                                                                      | 630-035-85 |  70° 601-104-70HD<br>601-104-70HD2 |
| <p>Two mechanisms, one instrument: Grasping and grinding of a stone is done with the lever handle mechanism. In case the manual force is not sufficient to split the stone, the mechanism of the spindle wheel mechanism will surely do so. Smaller stone residues can then be easily triturated again with the lever handle.</p> |            |                                                                                                                         |

# LITHOTRIPSY

▶ Instrument system for Ø 4 mm telescopes



## LITHOTRIPSY SYSTEM ▶ 25.5 Fr.

| Description                                                                                                                                                                                                                                                                                    | Art. No.   | Information                                                                                                                                                                                                                                 |
|------------------------------------------------------------------------------------------------------------------------------------------------------------------------------------------------------------------------------------------------------------------------------------------------|------------|---------------------------------------------------------------------------------------------------------------------------------------------------------------------------------------------------------------------------------------------|
| <p>LITHOTRIPSY SHEATH WITH CENTRAL VALVE; 25.5 Fr.<br/>(without obturator)</p>                                                                                                                                | 630-040-00 |                                                                                                                                                          |
| <p>STANDARD OBTURATOR<br/>▶ for lithotripsy sheath<br/>▶  25.5 Fr.</p>                                                       | 630-040-10 |                                                                                                                                                                                                                                             |
| <p>WORKING ELEMENT FOR PUNCH LITHOTRIPSY<br/>▶ optical<br/>▶  25.5 Fr.</p>                                                 | 630-040-05 |  601-104-12HD<br>601-104-12HD2<br><br> 601-103-30HD<br>601-103-30HD2 |
| <p>TELESCOPE BRIDGE FOR LITHOTRIPSY<br/>▶ 1 instrument channel 7 Fr.; only for flexible instruments<br/>▶  25.5 Fr.</p>  | 630-040-15 |                                                                                                                                                                                                                                             |




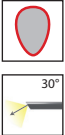

## CYSTO-URETHROSCOPY

- ▶ Systems for Ø 2.9 mm telescopes
- ▶ 15 Fr.

TONTARRA's 15 French cystoscopes for Ø 2.9 mm telescopes with a working length of 225 mm permit atraumatic diagnostics in adolescents and patients who require a very considerate intervention (f.e. delicate status of the lower urinal tract structures or general poor health conditions), or with extremely tight surroundings within the urogenital system. The sheath length permits to reach the proximal end of the urethra and into the bladder.

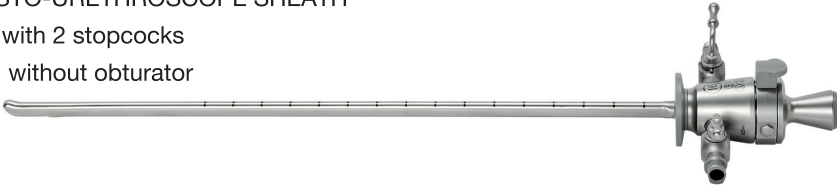


Our compact system works in combination with a 30° telescope, which allows thorough bladder inspections and biopsies (particularly within the base and posterior aspect of the bladder).

### CYSTO-URETHROSCOPY COMPACT SYSTEM ▶ 15 Fr.

| Description                                                                                                                                                                                                | Art. No.   | Information                                                                                        |
|------------------------------------------------------------------------------------------------------------------------------------------------------------------------------------------------------------|------------|----------------------------------------------------------------------------------------------------|
| <b>CYSTO-URETHROSCOPE SHEATH</b><br>▶ with 2 stopcocks<br>▶ integrated instrument channel 5 Fr. (without obturator)<br> | 630-042-01 |  601-103-30HD2 |
| <b>STANDARD OBTURATOR</b><br>                                                                                          | 630-042-02 |                                                                                                    |

The TONTARRA cystoscopy system for Ø 2.9 mm telescopes with sheath, obturator, three different telescope bridges and Albarran deflector enables the use of telescopes with different angles (0° – 12° – 30° – 70°). Most frequently used and recommended are 30° and 70° telescopes.

### CYSTO-URETHROSCOPE SYSTEM ▶ 15 Fr.









| Description                                                                                                                                                           | Art. No.   | Information                                                                           |
|-----------------------------------------------------------------------------------------------------------------------------------------------------------------------|------------|---------------------------------------------------------------------------------------|
| <b>CYSTO-URETHROSCOPE SHEATH</b><br>▶ with 2 stopcocks<br>▶ without obturator<br> | 630-042-15 |  |
| <b>STANDARD OBTURATOR</b><br>                                                     | 630-042-20 |                                                                                       |


# CYSTO-URETHROSCOPY

- ▶ Systems for  $\varnothing$  2.9 mm telescopes
- ▶ 15 Fr.






## TELESCOPE BRIDGES ▶ 15 Fr.

|                                                                                                                                                                                                                                                                     |                                                                                                |                                                                                                                                                                                                |
|---------------------------------------------------------------------------------------------------------------------------------------------------------------------------------------------------------------------------------------------------------------------|------------------------------------------------------------------------------------------------|------------------------------------------------------------------------------------------------------------------------------------------------------------------------------------------------|
|                                                                                                                                                                                    |               |                                                                                                             |
| TELESCOPE BRIDGE for diagnostic                                                                                                                                                                                                                                     | TELESCOPE BRIDGE with 1 instrument channel 5 Fr.                                               | TELESCOPE BRIDGE with 2 instrument channels (1 x 5 Fr. or 2 x 3 Fr.)                                                                                                                           |
| 630-042-21                                                                                                                                                                                                                                                          | 630-042-22                                                                                     | 630-042-23                                                                                                                                                                                     |
|  601-103-12HD<br> 601-103-30HD2                                                                   |  601-103-12HD |  601-103-30HD2  601-103-70 |
| <p>For adaption of the cystoscope length to telescope length. The working channel(s) not only support the use of flexible instruments and electrodes: Our models feature a very flat insertion angle, which also facilitates the use of semi-rigid instruments.</p> |                                                                                                |                                                                                                                                                                                                |



## ALBARRAN DEFLECTOR ▶ 15 Fr.

| Description                                                                         | Art. No.                                                                                                                                                                                                      | Information                                                                                                                                                                                             |
|-------------------------------------------------------------------------------------|---------------------------------------------------------------------------------------------------------------------------------------------------------------------------------------------------------------|---------------------------------------------------------------------------------------------------------------------------------------------------------------------------------------------------------|
| with 1 instrument channel 5 Fr.                                                     | 630-042-25                                                                                                                                                                                                    |  601-103-30HD2<br> 601-103-70 |
|  | <p>The Albarran deflecting mechanism enhances the control when positioning accessories (electrodes, flexible instruments, catheters). The Albarran lever can be locked at 5 different angles (up to 90°).</p> |                                                                                                                                                                                                         |




# CYSTO-URETHROSCOPY



- ▶ Flexible electrodes for use with **monopolar** current and no-conductive solution (Sorbitol, Mannitol, Glycine); 3-7 Fr.
- ▶ Semi-flexible electrodes for use with **bipolar** current and conductive solution (NaCl 0.9%); 5 Fr.




## FLEXIBLE ELECTRODES; **MONOPOLAR** ▶ **FL** 470 mm

|       |  |  |  |
|-------|-----------------------------------------------------------------------------------|------------------------------------------------------------------------------------|-------------------------------------------------------------------------------------|
| Size  | BUTTON ELECTRODE                                                                  | NEEDLE ELECTRODE, angled                                                           | LOOP ELECTRODE                                                                      |
| 3 Fr. | 582-510-03                                                                        | -                                                                                  | -                                                                                   |
| 5 Fr. | 582-510-05                                                                        | 582-511-05                                                                         | 582-514-05                                                                          |
| 7 Fr. | 582-510-07                                                                        | 582-511-07                                                                         | 582-514-07                                                                          |




Other sizes (4 Fr./6 Fr./8 Fr./9 Fr.) available on request

## HF CONNECTION CABLES; **MONOPOLAR** for working elements and flexible electrodes


| Available for following units:                              | 3.0 m      | Plug instrument side                                                                 |                                                                                                  |
|-------------------------------------------------------------|------------|--------------------------------------------------------------------------------------|--------------------------------------------------------------------------------------------------|
| Aesculap/Rudolf/Martin/Berchthold; GN Ø 4.0 mm              | 582-530-01 |  | For further information and pictures see the overview about cables in the chapter „Accessories”. |
| Erbe/Storz Ø 5.0 mm                                         | 582-531-02 |                                                                                      |                                                                                                  |
| Valleylab, Conmed; Bowa Ø 8.0 mm                            | 582-532-03 |                                                                                      |                                                                                                  |
| TONTARRA mod. PWT-400; Equipment with banana plug; Ø 4.0 mm | 582-533-04 |                                                                                      |                                                                                                  |




## SEMI-FLEXIBLE ELECTRODES; **BIPOLAR** ▶ **FL** 360 mm

| For use in <b>bipolar</b> current mode and conductive solution (physiologic saline solution, NaCl 0.9 %) |  |  |  |
|----------------------------------------------------------------------------------------------------------|-------------------------------------------------------------------------------------|--------------------------------------------------------------------------------------|---------------------------------------------------------------------------------------|
| Size                                                                                                     | BUTTON ELECTRODE                                                                    | NEEDLE ELECTRODE, angled                                                             | NEEDLE ELECTRODE, straight                                                            |
| 5 Fr.                                                                                                    | 582-515-05                                                                          | 582-516-05                                                                           | 582-517-05                                                                            |

## HF CONNECTION CABLES; **BIPOLAR** for semi-flexible electrodes with bipolar cables for flat-cable plug

| Available for following units:           | 3.0 m      | 5.0 m      |                                                                                      |                                                                                                  |
|------------------------------------------|------------|------------|--------------------------------------------------------------------------------------|--------------------------------------------------------------------------------------------------|
| Erbe; Storz/unit side round plug         | 287-200-30 | 287-200-50 |  | For further information and pictures see the overview about cables in the chapter „Accessories”. |
| Berchthold/ Martin/unit side round plug  | 287-205-30 | 287-205-50 |                                                                                      |                                                                                                  |
| US-Models; 2-pins/unit side banana plugs | 287-210-30 | 287-210-50 |                                                                                      |                                                                                                  |
| TONTARRA mod. PWT-400; Valleylab;        | 287-215-30 | 287-215-50 |                                                                                      |                                                                                                  |
| International Models; 2 pins; Ø 4.0 mm   |            |            |                                                                                      |                                                                                                  |





# RESECTOSCOPY

Ø 4 mm

◀ 24/26 Fr.

◀ 27/28.5 Fr.

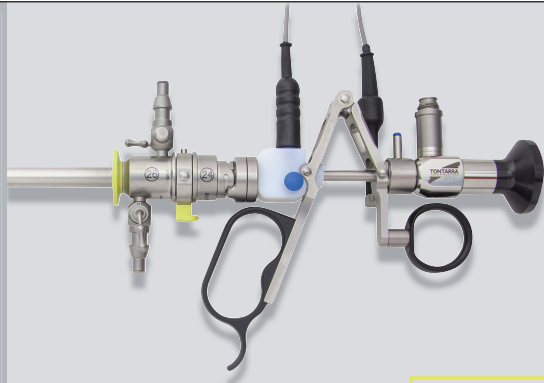




# RESECTOSCOPY

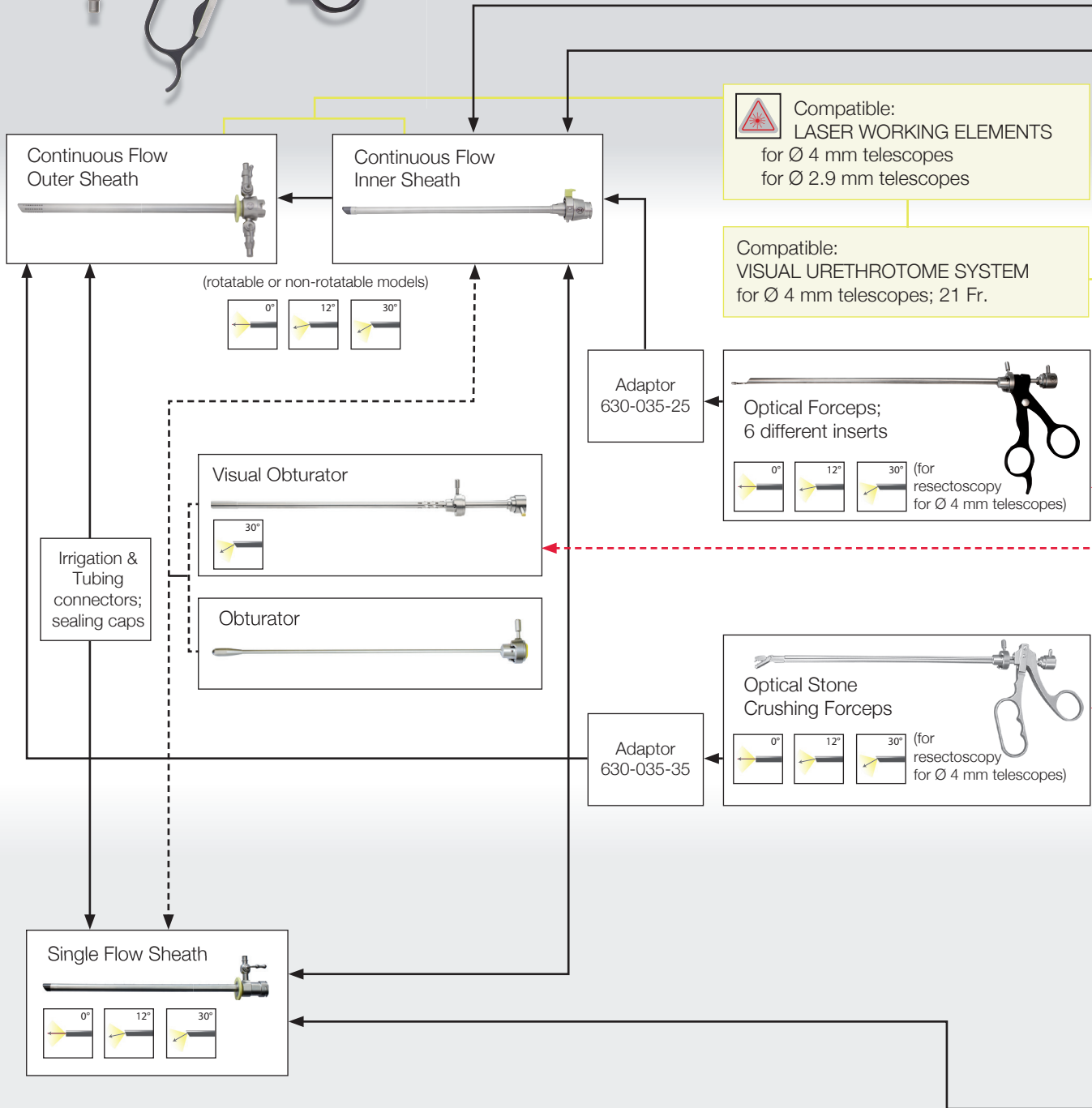
► Schematic overview

HYBRID RESECTOSCOPY > BOTH SYSTEMS < RESECTOSCOPY monopolar



## HYBRID RESECTOSCOPY

- for **monopolar** use or
- for **bipolar** use in saline solution NaCl 0.9 %



Compatible: LASER WORKING ELEMENTS for Ø 4 mm telescopes for Ø 2.9 mm telescopes

Compatible: VISUAL URETHROTOME SYSTEM for Ø 4 mm telescopes; 21 Fr.

Adaptor 630-035-25

Optical Forceps; 6 different inserts  
0° 12° 30° (for resectoscopy for Ø 4 mm telescopes)

Visual Obturator  
30°

Obturator

Irrigation & Tubing connectors; sealing caps

Adaptor 630-035-35

Optical Stone Crushing Forceps  
0° 12° 30° (for resectoscopy for Ø 4 mm telescopes)

Single Flow Sheath  
0° 12° 30°

RESECTOSCOPY for **monopolar** use only



- 24/26 Fr.
- 27/28.5 Fr.
- 19/22 Fr.
- 17.5/18.5 Fr.

Systems and components for Ø 4.0 mm telescopes

Systems and components for Ø 2.9 mm telescopes

**MINI-CYSTO-RESECTOSCOPE**  
for Ø 2.9 mm telescopes  
for use with **bipolar** current  
in saline solution NaCl 0.9 %




17.5/18.5 Fr.

Electrodes **bipolar**  
(Reusable or SALINAE Single use)



(examples)

**Hybrid Working Element**  
(active or passive)




HF Connection cables (2 types):


**monopolar**  
to connect working element to HF generator

**bipolar**  
to connect working element to HF generator

Telescopes Ø 4.0 / Ø 2.9 mm  
0°; 12°; 30°; 70°



HF Generator




Electrodes **monopolar**




(examples)

HF Needle electrodes **monopolar**  
(for resectoscopy for Ø 4 mm telescopes)



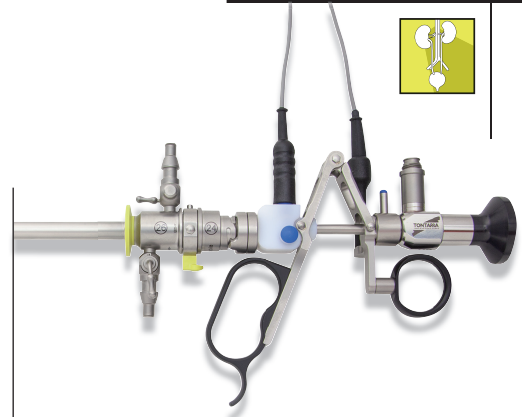
(examples)

**Working Element monopolar**  
(active or passive)



# RESECTOSCOPY

TONTARRA features an extensive resectoscopic modular system build around supreme quality resectoscopic sheaths in different sizes, several types of working elements, plus a wide range of electrodes for use with monopolar current, or bipolar current in saline solution (0.9 % NaCl).




TONTARRA Hybrid Resectoscopy Systems respond to actual trends in contemporary urologic resectoscopy.


## TONTARRA'S PORTFOLIO INCLUDES

### FOR Ø 4.0 mm TELESCOPES:

#### ► RESECTOSCOPY LINE 24/26 Fr.

- Continuous flow sheaths for mono- & bipolar use
- Single flow sheaths for monopolar use
- Hybrid Working elements for mono- or bipolar current, or working elements only for monopolar use; working elements for Gyrus electrodes
- Laser resectoscopy  (see the separate chapter "Laser instruments")

#### ► RESECTOSCOPY LINE 27/28.5 Fr.

- Continuous flow sheaths for monopolar use
- Single flow sheaths for monopolar use
- Laser resectoscopy  (see the separate chapter "Laser instruments")

#### ► COMPATIBLE MICRO TOOLS

- Optical forceps for telescopes Ø 4.0 mm
- Optical stone crushing forceps for use in resectoscopy sheath 26 & 28.5 Fr.

### FOR Ø 2.9 mm TELESCOPES:

#### ► RESECTOSCOPY LINE 19/22 Fr.

- Continuous flow sheaths for mono- & bipolar use
- Single flow sheaths for monopolar use

#### ► MINI-RESECTOSCOPE 17.5/18.5 Fr.

- for bipolar use
- with working sheath extra

The tendency clearly goes towards the use of bipolar current in saline solution (0.9 % NaCl) as distension medium thanks to its several advantages:

- less risk for hyponatremia and hypervolemia
  - less distension volume/less strain on the tissue
  - lower work temperature on tissue during surgery which results in less necrosis around the treated areas
- Reusable mono- & bipolar electrodes and bipolar **single use** electrodes (Salinae)

19/22 Fr.    24/26 Fr.    27/28 Fr.

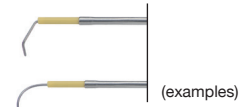
#### Monopolar electrodes




#### Bipolar electrodes



#### Monopolar HF-needle electrodes



#### 19/22 Fr: TONTARRA's „White Line“



A further miniaturization of instruments in Urology is reflected by TONTARRA's 19/22 Fr. resectoscopy system for Ø 2.9 mm telescopes. The loops are optimally designed for lower impact and patient-friendly interventions, which lead to a faster healing process for the patient and cost reduction for health care systems.

# RESECTOSCOPY SYSTEM FOR Ø 4.0 mm TELESCOPES

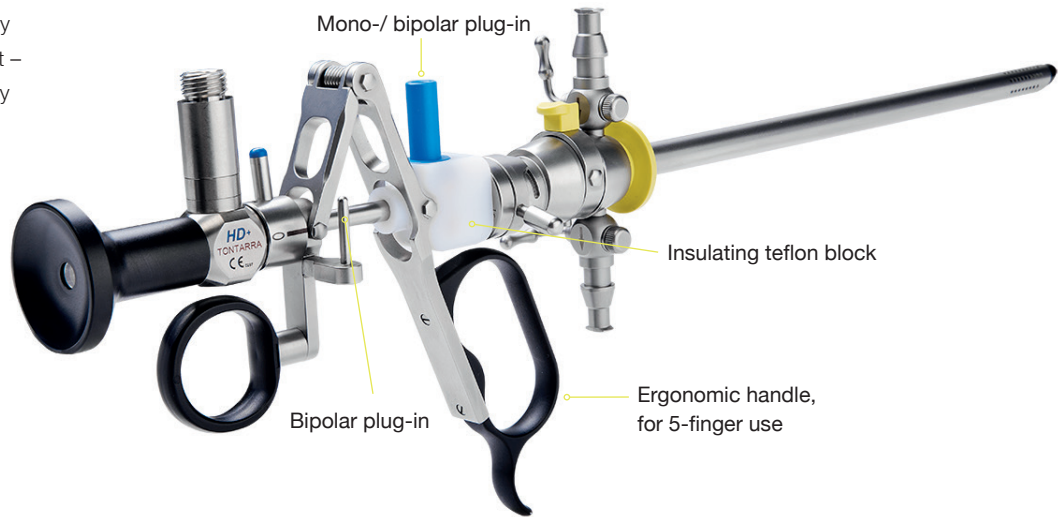
- ▶ HYBRID HF working elements 24/26 Fr.



24/26 Fr.




Hybrid Resectoscopes facilitate the gradual integration of new procedures into clinics, and provide the freedom of choice to either proceed working with monopolar distension mediums, or to gradually change procedures to the use of bipolar current in saline solution.

A light-weight and extremely ergonomic working element – made with sections of highly resistant titanium.



## HYBRID HF WORKING ELEMENTS; closed handle

- ▶ For use with electrodes in **monopolar** current mode and non-conductive solution (e.G. Sorbitol, Mannitol, Glycine)
- ▶ For use with electrodes in **bipolar** current mode and conductive solution (physiologic saline solution, NaCl 0.9 %)

| Description                                                                                                                                                                                            | Art. No.      | HF-Connection |
|--------------------------------------------------------------------------------------------------------------------------------------------------------------------------------------------------------|---------------|---------------|
| WORKING ELEMENT;<br>active<br>                                                                                      | 630-235-10B   | upwards       |
| WORKING ELEMENT;<br>passive*<br>                                                                                    | 630-235-60B   | upwards       |
| SAFETY DISTANCE HOLDER<br>for bipolar working element 630-235-10B;<br>635-235-60B (1.1 mm width)<br>10 pc./unit<br> | 582-150-02GUB | –             |

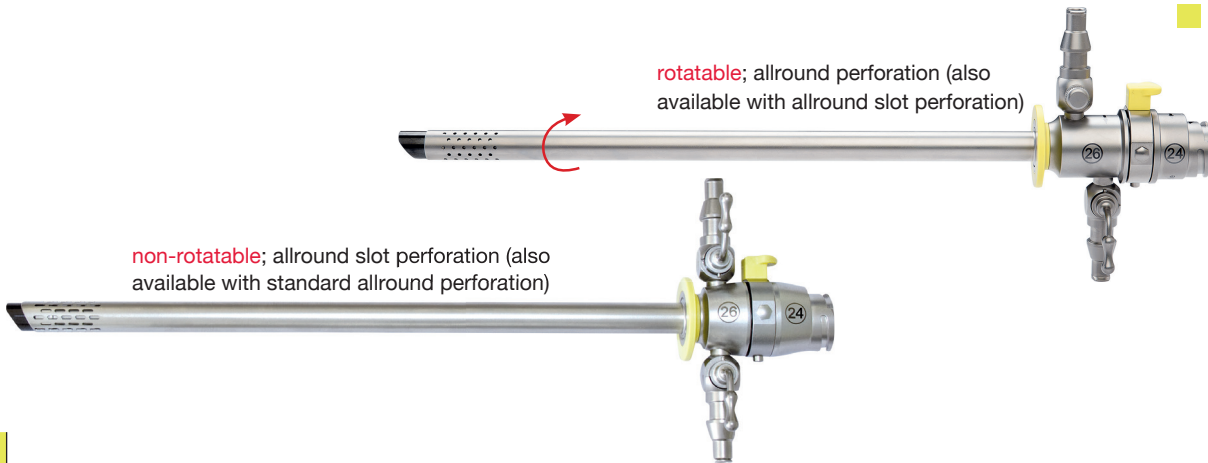
\*Also for use in urethrotomy

# RESECTOSCOPY SYSTEM FOR Ø 4.0 mm TELESCOPES

► HYBRID continuous flow sheaths for **mono-** & **bipolar** use



■ 24/26 Fr.



## CONTINUOUS FLOW SHEATHS; 2 stopcocks; without obturator

► ■ yellow



| Description                                                                                                  | Allround perforation           | Slot perforation               |
|--------------------------------------------------------------------------------------------------------------|--------------------------------|--------------------------------|
| The continuous flow sheaths are available with allround- or slot perforation (see the pictures to the right) |                                |                                |
| <b>non-rotatable</b>                                                                                         |                                |                                |
| <b>OUTER SHEATH</b><br>► 26 Fr.<br>► 2 stopcocks                                                             |                                | 630-204-06      630-204-07     |
| <b>INNER SHEATH</b><br>► 24/26 Fr.                                                                           |                                | 630-204-26      630-204-26     |
| <b>rotatable</b>                                                                                             |                                |                                |
| <b>OUTER SHEATH</b><br>► 26 Fr.<br>► 2 stopcocks                                                             |                                | 630-209-06      630-209-07     |
| <b>INNER SHEATH</b><br>► 24/26 Fr.                                                                           |                                | 630-209-26      630-209-26     |
| 601-104-00HD;<br>601-104-00HD2                                                                               | 601-104-12HD;<br>601-104-12HD2 | 601-104-30HD;<br>601-104-30HD2 |

Compatible to Laser working elements and accessories: see chapter „Laser instruments“

# RESECTOSCOPY SYSTEM FOR Ø 4.0 mm TELESCOPES





- ▶ Outer sheaths/Inner sheaths
- ▶ Obturators & adaptor



■ 24/26 Fr.

## OBTURATORS; ADAPTOR



| Description                                                                                                                                           | ■ yellow   | Information                                                                                                              |
|-------------------------------------------------------------------------------------------------------------------------------------------------------|------------|--------------------------------------------------------------------------------------------------------------------------|
| STANDARD OBTURATOR<br>                                              | 630-215-24 |                                                                                                                          |
| DEFLECTING TIP OBTURATOR<br>                                        | 630-220-24 |                                       |
| VISUAL OBTURATOR<br>                                                | 630-225-24 |  30°<br>601-104-30HD<br>601-104-30HD2 |
| VISUAL OBTURATOR with 1 instrument channel 5 Fr.<br>               | 630-230-24 |                                                                                                                          |
| ADAPTOR for using optical instruments in resectoscopy sheaths<br> | 630-035-25 |                                                                                                                          |

For Hybrid Resectoscopy Systems and monopolar single flow sheaths

## MICRO TOOLS COMPATIBLE TO THE 24/26 FR. RESECTOSCOPY SYSTEM

- ▶ Optical forceps:




ADAPTOR for using optical instruments in resectoscopy sheaths

 24/26 Fr. & 27/28.5 Fr.

(Art. No. 630-035-25)

- ▶ Stone crushing forceps:



ADAPTOR for using stone crushing forceps in resectoscopic sheaths

 24/26 Fr. & 27/28.5 Fr.

(Art. No. 630-035-35)

## RESECTOSCOPY SYSTEM FOR Ø 4.0 mm TELESCOPES

- ▶ Reusable electrodes for use with **bipolar** current and conductive solution (NaCl 0.9 %)
- ▶ SALINÆ disposable electrodes for use with **bipolar** current and conductive solution (NaCl 0.9 %)



■ 24/26 Fr.

### BIPOLAR ELECTRODES; reusable or single use

➡ 24/26 Fr.

| Description                                     | Colour code   | Reusable      | SALINÆ Single use electrodes* |  |
|-------------------------------------------------|---------------|---------------|-------------------------------|--|
| LOOP ELECTRODE;<br>angled; 30°                  | ■ yellow/blue | 630-240-00B   | 630-240-00B-S                 |  |
| PI CUT LOOP ELECTRODE;<br>for high temperatures | ■ yellow/blue | 630-240-00BPI | -                             |  |
| LOOP ELECTRODE                                  | ■ yellow/blue | 630-240-05B   | -                             |  |
| LOOP ELECTRODE;<br>straight                     | ■ yellow/blue | 630-240-10B   | 630-240-10B-S                 |  |
| BALL ELECTRODE;<br>Ø 3 mm                       | ■ yellow/blue | 630-240-15B   | 630-240-15B-S                 |  |
| BALL ELECTRODE;<br>Ø 5 mm                       | ■ yellow/blue | 630-240-20B   | -                             |  |
| ROLLER ELECTRODE;<br>Ø 3 mm                     | ■ yellow/blue | 630-240-25B   | -                             |  |
| ROLLER ELECTRODE;<br>Ø 5 mm                     | ■ yellow/blue | 630-240-30B   | -                             |  |
| CONICAL ELECTRODE                               | ■ yellow/blue | 630-240-35B   | -                             |  |
| KNIFE ELECTRODE                                 | ■ yellow/blue | 630-240-40B   | 630-240-40B-S                 |  |

\* Sterile, single packaged; 5 pcs./box

For cable connection see cable overview

# RESECTOSCOPY SYSTEM FOR Ø 4.0 mm TELESCOPES

▶ Reusable electrodes for use with **bipolar** current and conductive solution (NaCl 0.9 %)



■ 24/26 Fr.

## BIPOLAR ELECTRODES; reusable

➞ 24/26 Fr.

| Description                             | Colour code   | Reusable    | SALINÆ Single use electrodes |  |
|-----------------------------------------|---------------|-------------|------------------------------|--|
| VAPORIZATION ELECTRODE; Ø 3 mm; toothed | ■ yellow/blue | 630-240-45B | –                            |  |
| VAPORIZATION ELECTRODE; Ø 3 mm; smooth  | ■ yellow/blue | 630-240-55B | –                            |  |
| VAPORIZATION ELECTRODE; Ø 5 mm; smooth  | ■ yellow/blue | 630-240-60B | –                            |  |
| BAND ELECTRODE; angled                  | ■ yellow/blue | 630-240-65B | –                            |  |
| BAND ELECTRODE; angled                  | ■ yellow/blue | 630-240-70B | –                            |  |
| VAPORIZATION ELECTRODE; cone shaped     | ■ yellow/blue | 630-240-75B | –                            |  |

For cable connection see cable overview in „Accessories“

## HF CONNECTION CABLES; BIPOLAR to connect working element to HF generator; bipolar mode for resectoscopy

| Available for following units:                                                           |              |         |                                                                                                  |
|------------------------------------------------------------------------------------------|--------------|---------|--------------------------------------------------------------------------------------------------|
| Erbe mod. ICC/ACC, Storz                                                                 | 287-200-30BR | (3.0 m) | For further information and pictures see the overview about cables in the chapter „Accessories“. |
| Berchthold/Martin mod. Maxium                                                            | 287-205-30BR | (3.0 m) |                                                                                                  |
| TONTARRA mod. PWT-400; International Models; 2-pins                                      | 287-215-30BR | (3.0 m) |                                                                                                  |
| Erbe mod. VIO 300D and VIO3 with multi-contact connector; Karl Storz mod. Autocon II 400 | 287-220-30BR | (4.0 m) |                                                                                                  |
| Emed-HF mod. Spectrum                                                                    | 287-225-30BR | (4.5 m) |                                                                                                  |
| Bowa mod. ARC 350 & 400                                                                  | 287-230-30BR | (4.5 m) |                                                                                                  |

# RESECTOSCOPY SYSTEM FOR Ø 4.0 mm TELESCOPES

- ▶ Working elements; **monopolar**
- ▶ Single flow sheaths



- 24/26 Fr.
- 27/28.5 Fr.

## MONOPOLAR HF WORKING ELEMENTS; closed handles

| Description                 | Art. No.   | HF-Connection |  |
|-----------------------------|------------|---------------|--|
| WORKING ELEMENT;<br>active  | 630-235-10 | downwards     |  |
| WORKING ELEMENT;<br>passive | 630-235-60 | downwards     |  |
| WORKING ELEMENT;<br>active  | 630-235-11 | upwards       |  |
| WORKING ELEMENT;<br>passive | 630-235-61 | upwards       |  |

## SINGLE FLOW SHEATHS; 24 Fr. (for monopolar use only)

| Size                                      | Colour Code | Art. No.   | Information |
|-------------------------------------------|-------------|------------|-------------|
| SINGLE FLOW SHEATH with 1 stopcock<br>    | ■ yellow    | 630-200-24 |             |
| SINGLE FLOW SHEATH with central valve<br> |             | 630-202-24 |             |



# RESECTOSCOPY SYSTEM FOR Ø 4.0 mm TELESCOPES

- ▶ Reusable electrodes for use with **monopolar** current and no-conductive solution (Sorbitol, Mannitol, Glycine)



■ 24/26 Fr.

## MONOPOLAR HF ELECTRODES

➡ 24/26 Fr.

| ➡ 24/26 Fr.                        | Colour code | Art. No.   | Electrode Spez. |  |
|------------------------------------|-------------|------------|-----------------|--|
| LOOP ELECTRODE;<br>angled 30°      | ■ yellow    | 630-240-00 | 30°             |  |
| LOOP ELECTRODE;<br>angled 12°      | ■ blue      | 630-240-05 | -               |  |
| LOOP ELECTRODE;<br>straight        | ■ yellow    | 630-240-10 |                 |  |
| BALL ELECTRODE                     | ■ yellow    | 630-240-15 | Ø 3.0 mm        |  |
|                                    | ■ yellow    | 630-240-20 | Ø 5.0 mm        |  |
| ROLLER ELECTRODE                   | ■ yellow    | 630-240-25 | Ø 3.0 mm        |  |
|                                    | ■ yellow    | 630-240-30 | Ø 5.0 mm        |  |
| CONICAL ELECTRODE                  | ■ yellow    | 630-240-35 |                 |  |
| KNIFE ELECTRODE;<br>angled         | ■ yellow    | 630-240-40 |                 |  |
| VAPORIZATION ELECTRODE;<br>toothed | ■ yellow    | 630-240-45 | Ø 3.0 mm        |  |
|                                    | ■ yellow    | 630-240-50 | Ø 5.0 mm        |  |
| VAPORIZATION ELECTRODE;<br>smooth  | ■ yellow    | 630-240-55 | Ø 3.0 mm        |  |
|                                    | ■ yellow    | 630-240-60 | Ø 5.0 mm        |  |
| BAND ELECTRODE;<br>angled          | ■ yellow    | 630-240-65 | 30°             |  |
|                                    | ■ yellow    | 630-240-70 | 0°/12°          |  |

## RESECTOSCOPY SYSTEM FOR Ø 4.0 mm TELESCOPES



- ▶ HF-Needle electrodes for papillary bladder tumor resection
- ▶ Reusable electrodes for use with **monopolar** current and no-conductive solution (Sorbitol, Mannitol, Glycine)

■ 24/26 Fr.



### HF-NEEDLE ELECTRODES for papillary bladder tumor resection; **monopolar**

➡ 24/26 Fr.

| ➡ 27/28.5 Fr.                                                                                                                                                      | Art. No.   | Electrode Spez.                                               |            |
|--------------------------------------------------------------------------------------------------------------------------------------------------------------------|------------|---------------------------------------------------------------|------------|
| HF-NEEDLE ELECTRODE;<br>angled down; <b>left</b> ; 24/26 Fr.                                                                                                       | 630-240-80 | HF-NEEDLE ELECTRODE;<br>angled down; <b>right</b> ; 24/26 Fr. | 630-240-85 |
|                                                                                                                                                                    |            |                                                               |            |
| HF-NEEDLE ELECTRODE;<br>angled; <b>left</b> ; 24/26 Fr.                                                                                                            | 630-240-90 | HF-NEEDLE ELECTRODE;<br>angled; <b>right</b> ; 24/26 Fr.      | 630-240-95 |
|                                                                                                                                                                    |            |                                                               |            |
| For the resection of papillary tumors in one piece. The four different forms of the loops enable the tumor resection from different locations of the bladder wall. |            |                                                               |            |

### HF CONNECTION CABLES; **MONOPOLAR** for semi-flexible electrodes / for working elements

|                                                                                                                                                                                               |                                                                      |  |                                                                                                  |
|-----------------------------------------------------------------------------------------------------------------------------------------------------------------------------------------------|----------------------------------------------------------------------|--|--------------------------------------------------------------------------------------------------|
| <b>Available for following units:</b><br>Aesculap/Rudolf/Martin/Berchthold GN<br>Ø 4.0 mm<br>Erbe/Storz; Ø 5.0 mm<br>Valleylab;Conmed; Bowa; Ø 8.0 mm<br>Equipment with banana plug; Ø 4.0 mm | <b>3.0 m</b><br>582-530-01<br>582-531-02<br>582-532-03<br>582-533-04 |  | For further information and pictures see the overview about cables in the chapter „Accessories“. |
|-----------------------------------------------------------------------------------------------------------------------------------------------------------------------------------------------|----------------------------------------------------------------------|--|--------------------------------------------------------------------------------------------------|

# RESECTOSCOPY SYSTEM FOR Ø 4.0 mm TELESCOPES




- ▶ HYBRID continuous flow sheaths for **mono-** & **bipolar** use
- ▶ Obturators & adaptor




■ 27/28.5 Fr.

## CONTINUOUS FLOW SHEATHS; 2 stopcocks






| Description                                                                                                                                                                                                 | Allround perforation                                                                                                           |            |
|-------------------------------------------------------------------------------------------------------------------------------------------------------------------------------------------------------------|--------------------------------------------------------------------------------------------------------------------------------|------------|
|   <p>rotatable, allround perforation</p> |  <p>non-rotatable, allround perforation</p> |            |
|                                                                                                                                                                                                             | Non-rotatable                                                                                                                  | Rotatable  |
| OUTER SHEATH (28.5 Fr.)                                                                                                                                                                                     | 630-204-08                                                                                                                     | 630-209-08 |
| INNER SHEATH (27 Fr.)                                                                                                                                                                                       | 630-204-28                                                                                                                     | 630-209-28 |

 Compatible to Laser working elements and accessories: see chapter „Laser instruments“

All mono- and bipolar electrodes for the 24/26 Fr. resectoscopy system can be used also with the 27/28.5 Fr. system.  
For monopolar electrodes 27/28.5 Fr. see next page

## OBTURATORS; ADAPTOR

 27/28.5 Fr.

| Description                                                   | Art. No.   | Information                                                                                                                |
|---------------------------------------------------------------|------------|----------------------------------------------------------------------------------------------------------------------------|
| STANDARD OBTURATOR                                            | 630-215-27 |                                                                                                                            |
| DEFLECTING TIP OBTURATOR                                      | 630-220-27 |                                       |
| VISUAL OBTURATOR                                              | 630-225-27 |  30°<br>601-104-30HD<br>601-104-30HD2 |
| VISUAL OBTURATOR with 1 instrument channel 7 Fr.              | 630-230-27 |                                                                                                                            |
| ADAPTOR for using optical instruments in resectoscopy sheaths | 630-035-25 |                                                                                                                            |

## RESECTOSCOPY SYSTEM FOR Ø 4.0 mm TELESCOPES



- ▶ Single flow sheaths for **monopolar** use
- ▶ Reusable electrodes for use with **monopolar** current and no-conductive solution (Sorbitol, Mannitol, Glycine)



■ 27/28.5 Fr.





### SINGLE FLOW SHEATHS (for monopolar use only)




| Description                                                                        | Art. No.   |
|------------------------------------------------------------------------------------|------------|
| SINGLE FLOW SHEATH with 1 stopcock; 27 Fr.                                         | 630-200-27 |
|  |            |
| SINGLE FLOW SHEATH with central valve; 27 Fr.                                      | 630-202-27 |
|  |            |

### MONOPOLAR ELECTRODES

⇒ 27/28.5 Fr.

| ⇒ 27/28.5 Fr.                                                                                                | Colour code | Art. No.   | Electrode Spec. |                                                                                       |
|--------------------------------------------------------------------------------------------------------------|-------------|------------|-----------------|---------------------------------------------------------------------------------------|
| LOOP ELECTRODE;<br>angled                                                                                    | ■ brown     | 630-240-01 | 30 °            |  |
|                                                                                                              | ■ brown     | 630-240-06 | 12 °            |  |
| LOOP ELECTRODE;<br>straight                                                                                  | ■ brown     | 630-240-11 |                 |  |
| KNIFE ELECTRODE;<br>angled                                                                                   | ■ brown     | 630-240-41 |                 |  |
| Monopolar electrodes for 24/26 Fr. resectoscopes can also be used with TONTARRA's 27/28.5 Fr. resectoscopes. |             |            |                 |                                                                                       |

### HF CONNECTION CABLES; **MONOPOLAR** for working elements and flexible electrodes

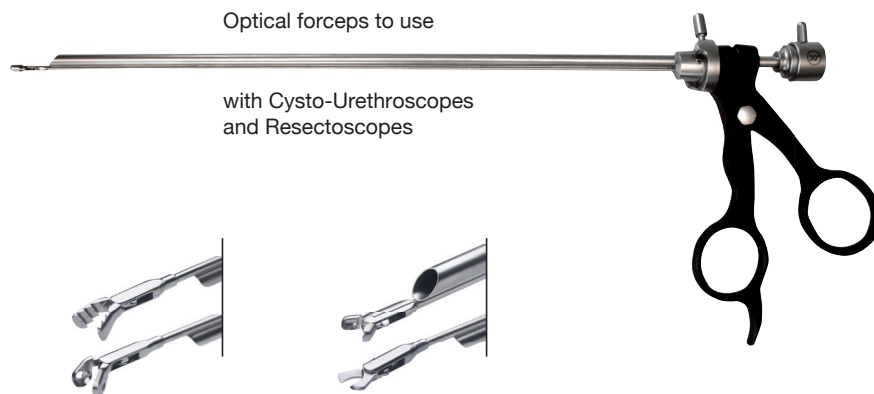
|                                                             |              |                                                                                                           |                                                                                                  |
|-------------------------------------------------------------|--------------|-----------------------------------------------------------------------------------------------------------|--------------------------------------------------------------------------------------------------|
| <b>Available for following units:</b>                       | <b>3.0 m</b> |  Plug instrument side | For further information and pictures see the overview about cables in the chapter „Accessories“. |
| Aesculap/Rudolf/Martin/Berchthold GN; Ø 4.0 mm              | 582-530-01   |                                                                                                           |                                                                                                  |
| Erbe/Storz; Ø 5.0 mm                                        | 582-531-02   |                                                                                                           |                                                                                                  |
| Valleylab; Conmed; Bowa; Ø 8.0 mm                           | 582-532-03   |                                                                                                           |                                                                                                  |
| TONTARRA mod. PWT-400; Equipment with banana plug; Ø 4.0 mm | 582-533-04   |                                                                                                           |                                                                                                  |

MICRO TOOLS COMPATIBLE TO THE 27/28.5 Fr.  
RESECTOSCOPY SYSTEM



■ 27/28.5 Fr.

► Optical forceps:



ADAPTOR for using optical instru-  
ments in resectoscopy sheaths

➔ 24/26 Fr. & 27/28.5 Fr.

(Art. No. 630-035-25)




► Stone crushing forceps:



ADAPTOR for using stone crushing  
forceps in resectoscopic sheaths

➔ 24/26 Fr. & 27/28.5 Fr.

(Art. No. 630-035-35)



## RESECTOSCOPY SYSTEM FOR Ø 4.0 mm TELESCOPES



- ▶ Working elements for Ø 4.0 mm telescopes
- ▶ To use with **bipolar** Gyrus electrodes

### WORKING ELEMENT TO USE WITH GYRUS ELECTRODES; **BIPOLAR**

- ▶ Titanium; closed handle

| Compatibility   | Active cutting | Passive cutting | Conus                                    |  |
|-----------------|----------------|-----------------|------------------------------------------|--|
| GYRUS / Storz   | 630-350-05     | 630-350-55      | 2 included                               |  |
| extra conus     |                |                 | 630-350-90                               |  |
| GYRUS / Wolf    | 630-351-05     | 630-351-55      | 1 included                               |  |
| extra conus     |                |                 | 630-351-90                               |  |
| GYRUS / Olympus | 630-352-05     | 630-352-55      | 1 included                               |  |
| extra conus     |                |                 | 630-352-90                               |  |
| GYRUS / ACMI    |                | 630-353-55      | 1 included;<br>extra conus not available |  |



# RESECTOSCOPY

Ø 2.9 mm

◀ 19/22 Fr.



# RESECTOSCOPY SYSTEM FOR Ø 2.9 mm TELESCOPES



- ▶ Working elements (**hybrid** or **monopolar**) for Ø 2.9 mm telescopes

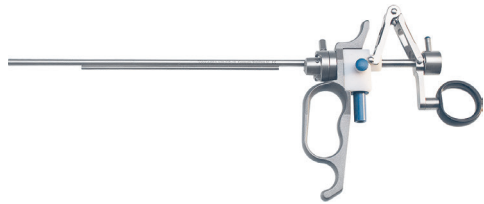

## HYBRID WORKING ELEMENTS; closed handles

- ▶ For use with electrodes in **monopolar** current mode and non-conductive solution (e.G. Sorbitol, Mannitol, Glycine)
- ▶ For use with electrodes in **bipolar** current mode and conductive solution (physiologic saline solution, NaCl 0.9 %)

| Description                                | Art. No.    | HF-Connection |                                                                                     |
|--------------------------------------------|-------------|---------------|-------------------------------------------------------------------------------------|
| HYBRID WORKING ELEMENT;<br><b>active</b>   | 630-335-10B | upwards       |   |
| HYBRID WORKING ELEMENT;<br><b>passive*</b> | 630-335-60B | upwards       |  |

\*Also for use in urethrotomy

## WORKING ELEMENTS FOR **MONOPOLAR** USE; closed handles

| Description                         | Art. No.   | HF-Connection |                                                                                       |
|-------------------------------------|------------|---------------|---------------------------------------------------------------------------------------|
| WORKING ELEMENT;<br><b>active</b>   | 630-335-10 | downwards     |   |
| WORKING ELEMENT;<br><b>passive*</b> | 630-335-60 | downwards     |  |

\*Also for use in urethrotomy



# RESECTOSCOPY SYSTEM FOR Ø 2.9 mm TELESCOPES

- ▶ Resectoscopy sheaths for **mono & bipolar** use
- ▶ Obturators



19/22 Fr.

## HYBRID CONTINUOUS FLOW SHEATHS; 2 stopcocks

| Description                            | Allround perforation                       |            |
|----------------------------------------|--------------------------------------------|------------|
| <p>rotatable, allround perforation</p> | <p>non-rotatable, allround perforation</p> |            |
|                                        | Non-rotatable                              | Rotatable  |
| OUTER SHEATH; 22 Fr.                   | 630-304-01                                 | 630-309-01 |
| INNER SHEATH; 19 Fr.                   | 630-304-21                                 | 630-309-21 |

Compatible to Laser working elements and accessories: see chapter „Laser instruments“

## SINGLE-FLOW SHEATH (for monopolar use only)

| Description                                       | Colour code                    | Art. No.   |
|---------------------------------------------------|--------------------------------|------------|
| <p>RESECTOSCOPY SHEATH; 19 Fr.<br/>1 stopcock</p> | <input type="checkbox"/> white | 630-300-19 |

## OBTURATORS 19/22 Fr.

| Size                      | Colour code                    | Art. No.   | Information          |
|---------------------------|--------------------------------|------------|----------------------|
| <p>STANDARD OBTURATOR</p> | <input type="checkbox"/> white | 630-315-19 |                      |
| <p>VISUAL OBTURATOR</p>   | <input type="checkbox"/> white | 630-325-19 | <p>601-103-30HD2</p> |

## RESECTOSCOPY SYSTEM FOR Ø 2.9 mm TELESCOPES



- ▶ Reusable electrodes for use with **bipolar** current and conductive solution (NaCl 0.9%)
- ▶ SALINÆ disposable electrodes for use with **bipolar** current and conductive solution (NaCl 0.9%)  19/22 Fr.
- ▶ Reusable electrodes for use with **monopolar** current and no-conductive solution (Sorbitol, Mannitol, Glycine)

### MONOPOLAR ELECTRODES; reusable BIPOLAR ELECTRODES; reusable & single use

19/22 Fr.

| Description                         | Monopolar                      | Bipolar                             | SALINÆ Single use electrodes*       |  |
|-------------------------------------|--------------------------------|-------------------------------------|-------------------------------------|--|
|                                     | <input type="checkbox"/> white | <input type="checkbox"/> white/blue | <input type="checkbox"/> white/blue |  |
| LOOP ELECTRODE;<br>angled; 12°      | 630-340-00                     | 630-340-00B                         | 630-340-00B-S                       |  |
| LOOP ELECTRODE;<br>straight; 0°/12° | 630-340-05                     | 630-340-05B                         | 630-340-05B-S                       |  |
| BALL ELECTRODE;<br>Ø 3 mm           | 630-340-10                     | 630-340-10B                         | 630-340-10B-S                       |  |
| KNIFE ELECTRODE;<br>angled          | 630-340-15                     | 630-340-15B                         | 630-340-15B-S                       |  |
| ROLLER ELECTRODE;<br>Ø 3 mm         | 630-340-20                     | -                                   | -                                   |  |

\*Sterile, single packaged; 5 pcs./box  
For cable connection see cable overview in „Accessories“

Example:



630-340-05B or 630-340-05B-S


Reusable and SALINÆ single use electrodes for **bipolar** applications come with white/blue insulation.

### HF CONNECTION CABLES; **MONOPOLAR** for working elements and flexible electrodes

| Available for following units:                             | 3.0 m      |  |                                                                                                  |
|------------------------------------------------------------|------------|--|--------------------------------------------------------------------------------------------------|
| Aesculap/Rudolf/Martin/Berchthold GN; Ø 4.0 mm             | 582-530-01 |  | For further information and pictures see the overview about cables in the chapter „Accessories“. |
| Erbe/Storz; Ø 5.0 mm                                       | 582-531-02 |  |                                                                                                  |
| Valleylab; Conmed; Bowa; Ø 8.0 mm                          | 582-532-03 |  |                                                                                                  |
| TONTARRA mod. PWT-400; Equipment with banana plug Ø 4.0 mm | 582-533-04 |  |                                                                                                  |

### HF CONNECTION CABLES; **BIPOLAR** to connect working element to HF generator; **BIPOLAR** mode for resectoscopy

| Available for following units:                                                              |              |         |                                                                                                  |
|---------------------------------------------------------------------------------------------|--------------|---------|--------------------------------------------------------------------------------------------------|
| Erbe mod. ICC/ACC, Storz                                                                    | 287-200-30BR | (3.0 m) | For further information and pictures see the overview about cables in the chapter „Accessories“. |
| Berchthold/ Martin mod. Maxium                                                              | 287-205-30BR | (3.0 m) |                                                                                                  |
| TONTARRA mod. PWT-400; International Models; 2-pins                                         | 287-215-30BR | (3.0 m) |                                                                                                  |
| Erbe mod. VIO 300D and VIO3 with multi-contact connector;<br>Karl Storz mod. Autocon II 400 | 287-220-30BR | (4.0 m) |                                                                                                  |
| Emed-HF mod. Spectrum                                                                       | 287-225-30BR | (4.5 m) |                                                                                                  |
| Bowa mod. ARC 350 & 400                                                                     | 287-230-30BR | (4.5 m) |                                                                                                  |



## MINI- CYSTO-RESECTOSCOPY

Ø 2.9 mm

◀ 17.5/18.5 Fr.


◀ 17 Fr.



## MINI-CYSTO-RESECTOSCOPY SYSTEM FOR Ø 2.9 mm TELESCOPES



- ▶ Resectoscope plus additional working sheath with instrument channel 5 Fr.
- ▶ For biopsy and treatments inside the bladder



TONTARRA's Mini-Cysto-Resectoscope can be used for treatment, especially inside the bladder. The small size of the instrument – the diameter of the round outer sheath only measures 18.5 Fr. - allows a less traumatic introduction through the urethra, and features an excellent maneuverability within the sensible structures of the lower urinary tract. Its handiness plus the functional shapes of the resectoscopic electrodes allow a perfectly controllable tissue ablation.

For cystoscopy, flexible instruments (FL 400 mm) and flexible monopolar and semi-flexible bipolar HF electrodes are introduced through the 5 Fr. instrument channel of the working sheath.

Resectoscopic treatments with HF electrodes are performed with bipolar current and conductive solution (saline solution NaCl 0.9 %).

The Quick Lock connecting system between inner, outer and working sheaths provides a smooth sheath exchange.

An optimized continuous flow rate assures a clear endoscopic view.

**MINI-CYSTO-RESECTOSCOPY SYSTEM FOR Ø 2.9 mm TELESCOPES**










▶ Continuous flow resectoscopy- & working sheaths with 5 Fr. instrument channel

■ 17.5/18.5 Fr.

**CONTINUOUS FLOW SHEATHS; WORKING SHEATHS ▶ rotatable or non-rotatable**



| Description                                                                                                                                                              | Colour code                          | Art. No.                                                                              |
|--------------------------------------------------------------------------------------------------------------------------------------------------------------------------|--------------------------------------|---------------------------------------------------------------------------------------|
| <b>rotatable</b>                                                                                                                                                         |                                      |                                                                                       |
| OUTER SHEATH<br>18.5 Fr.<br>                                                           | ■ green                              | 582-180-24                                                                            |
| INNER SHEATH<br>17.5 Fr.<br>                                                          | ■ green                              | 582-180-26                                                                            |
| WORKING SHEATH with instrument channel 5 Fr.<br>for use with Art. No. 582-180-24<br> | ■ green                              | 582-180-39                                                                            |
| <b>non-rotatable</b>                                                                                                                                                     |                                      |                                                                                       |
| OUTER SHEATH<br>18.5 Fr.<br>                                                         | ■ green/blue                         | 582-180-22                                                                            |
| INNER SHEATH<br>17.5 Fr.<br>                                                         | ■ green                              | 582-180-21                                                                            |
| WORKING SHEATH with instrument channel 5 Fr.<br>for use with Art. No. 582-180-22<br> | ■ green/blue                         | 582-180-38                                                                            |
| Sheaths with allround perforation                                                                                                                                        | Recommended telescope: 601-103-30HD2 |  |

MINI-CYSTO-RESECTOSCOPY SYSTEM FOR Ø 2.9 MM TELESCOPES

- ▶ Single flow sheath; obturator



■ 17.5 Fr.

SINGLE FLOW SHEATH; OBTURATOR

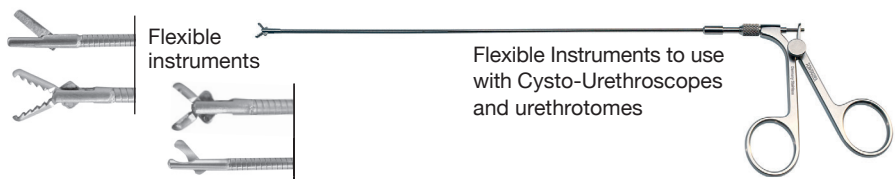


| Description                                           | Colour code | Art. No.   |
|-------------------------------------------------------|-------------|------------|
| <b>Standard</b>                                       |             |            |
| SINGLE FLOW SHEATH; turnable with stopcock;<br>17 Fr. | ■ green     | 582-180-15 |
| OBTURATOR for single flow and continuous flow sheaths | ■ green     | 582-180-23 |


MICRO TOOLS COMPATIBLE TO THE MINI-CYSTO-RESECTOSCOPE

Through the outer sheath in combination with the working sheath, tools for cystoscopy can be applied:

- ▶ 400 mm flexible instruments (5 Fr. working channels)



- ▶ Flexible **monopolar** and semi-flexible **bipolar** HF electrodes, 5 Fr.



See chapter Cystoscopy for more details on the micro tools, as well as for cables used with HF electrodes used in cystoscopy.

**MINI-CYSTO-RESECTOSCOPY SYSTEM FOR Ø 2.9 mm TELESCOPES**






- ▶ **Bipolar** working elements
- ▶ Reusable electrodes for use with **bipolar** current and conductive solution (NaCl 0.9%)
- ▶ SALINÆ disposable electrodes for use with **bipolar** current and conductive solution (NaCl 0.9%)

■ 17.5/18.5 Fr.






**BIPOLAR WORKING ELEMENTS; CLOSED HANDLE**

- ▶ For use with electrodes in **bipolar** current mode and conductive solution (physiologic saline solution, NaCl 0.9 %)



| Description                                                                                                   |                                                                                       | Art. No.      |
|---------------------------------------------------------------------------------------------------------------|---------------------------------------------------------------------------------------|---------------|
| WORKING ELEMENT;<br>active                                                                                    |     | 582-180-01B   |
| WORKING ELEMENT;<br>passive                                                                                   |    | 582-180-00B   |
| SAFETY DISTANCE HOLDER<br>for bipolar working element 582-180-01B; 582-180-00B (1.1 mm width);<br>10 pc./unit |  | 582-150-02GUB |

**BIPOLAR HF RESECTOSCOPY ELECTRODES**

| Description                     | Colour code | Reusable    | SALINÆ Single use electrodes* |                                                                                       |
|---------------------------------|-------------|-------------|-------------------------------|---------------------------------------------------------------------------------------|
| HF LOOP ELECTRODE<br>angled 30° | ■ green     | 582-180-40B | 582-180-40B-S                 |  |
| HF LOOP ELECTRODE<br>straight   | ■ green     | 582-180-41B | 582-180-41B-S                 |  |
| HF KNIFE ELECTRODE              | ■ green     | 582-180-42B | 582-180-42B-S                 |  |
| HF BALL ELECTRODE<br>Ø 2 mm     | ■ green     | 582-180-43B | 582-180-43B-S                 |  |
| HF ROLLER ELECTRODE<br>Ø 2 mm   | ■ green     | 582-180-44B | -                             |  |

\* sterile, single packaged; 5 pcs./box

HF-CONNECTION CABLES; **BIPOLAR**




HF CONNECTION CABLES; **BIPOLAR**

► to connect working element to HF generator; **bipolar** mode for resectoscopy

| Available for following units:                            | 3.0 m        |         |
|-----------------------------------------------------------|--------------|---------|
| Erbe mod. ICC/ACC, Storz                                  | 287-200-30BR | (3.0 m) |
| Berchthold/ Martin mod. Maxium                            | 287-205-30BR | (3.0 m) |
| TONTARRA mod. PWT-400; International Models; 2-pins       | 287-215-30BR | (3.0 m) |
| Erbe mod. VIO 300D and VIO3 with multi-cintact connector; | 287-220-30BR | (4.0 m) |
| Karl Storz mod. Autocon II 400                            |              |         |
| Emed-HF mod. Spectrum                                     | 287-225-30BR | (4.5 m) |
| Bowa mod. ARC 350 & 400                                   | 287-230-30BR | (4.5 m) |

For further information and pictures see the overview of cables at the end of the catalogue.





# INSTRUMENTS FOR LASER THERAPY

Laser-Cystoscopy ◀ 23 Fr.

Laser-Resectoscopy ◀ 24/26 Fr.  
◀ 2/28.5 Fr.  
◀ 19/22 Fr.

Laser-Urethrotomy ◀ 21 Fr.














**LASER-CYSTOSCOPY**

▶ System for Ø 4.0 mm telescopes



■ 23.5 Fr.

**LASER-CYSTOSCOPY ▶ 23 Fr.**

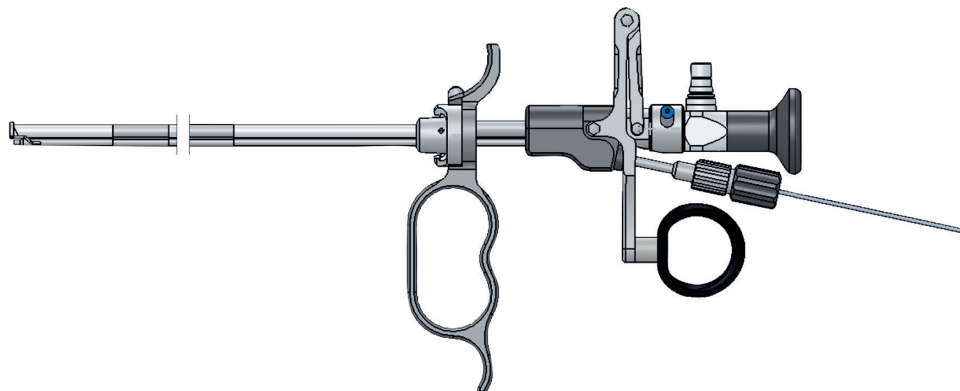
| Description                                                                                                                                                                                                                     | Art. No.   | Information                                                                                                                                                                                                                                                       |
|---------------------------------------------------------------------------------------------------------------------------------------------------------------------------------------------------------------------------------|------------|-------------------------------------------------------------------------------------------------------------------------------------------------------------------------------------------------------------------------------------------------------------------|
| LASER-CYSTOSCOPY sheath; 2 stopcocks<br>                                                                                                      | 630-045-23 | <br><br> |
| STANDARD OBTURATOR  23 Fr.<br>                               | 630-045-30 |                                                                                                                                                                                |
| VISUAL OBTURATOR  23 Fr.<br>                              | 630-045-35 | <br>601-104-30HD<br>601-104-30HD2<br>(601-104-12HD)<br>(601-104-12HD2)                                                                                                        |
| TELESCOPE BRIDGE; 1 instrument channel 8 Fr.  23 Fr.<br> | 630-045-40 |                                                                                                                                                                              |

# LASER-RESECTOSCOPY

► System for Ø 4.0 mm telescopes / for exchangeable laser guide tubes

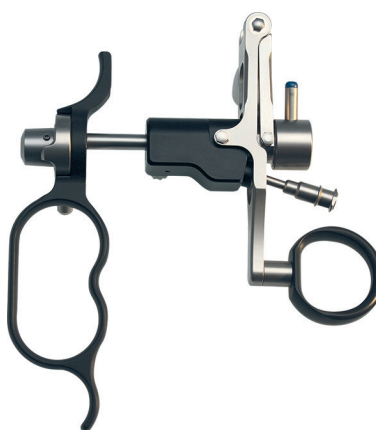


■ 24/26 Fr.  
■ 27/28.5 Fr.



## LASER-WORKING ELEMENT ► for exchangeable laser guide tubes

| Description                      | Art. No.   | Information                                             |
|----------------------------------|------------|---------------------------------------------------------|
| LASER-WORKING ELEMENT<br>passive | 630-048-00 | recommended telescope:<br>601-104-30HD<br>601-104-30HD2 |

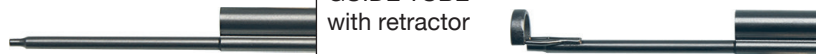


► to adapt with resectoscopy continuous flow sheaths




## EXCHANGEABLE LASER GUIDE TUBES

| Diameter | Art. No.   | Art. No.                  |
|----------|------------|---------------------------|
|          | GUIDE TUBE | GUIDE TUBE with retractor |
| Ø 0.8 mm | 630-048-08 | 630-048-58                |
| Ø 1.0 mm | 630-048-10 | 630-048-60                |
| Ø 1.2 mm | 630-048-12 | 630-048-62                |
| Ø 1.4 mm | 630-048-14 | 630-048-64                |



# LASER-RESECTOSCOPY & URETHROTOMY

- ▶ Working elements for fixed laser guide tubes for Ø 4.0 & Ø 2.9 mm telescopes
- ▶ Accessories for laser systems



Laser-working elements; passive; for fixed laser guide tubes

## Resectoscopy

- 24/26 Fr.
- 27/28.5 Fr.
- 19/22 Fr

## Urethrotomy

21 Fr.




## LASER-WORKING ELEMENTS **PASSIVE**

▶ fibers Ø 0.8 mm & Ø 1.2 mm LL

| Description                                                                                                          | Compatibility         |                     | Art. No.            |  |
|----------------------------------------------------------------------------------------------------------------------|-----------------------|---------------------|---------------------|--|
|                                                                                                                      | Telescopes Size       | for fibres Ø 1.2 mm | for fibres Ø 0.8 mm |  |
| LASER-WORKING ELEMENT passive<br>▶ with LuerLock connectors<br>▶ compatible to Tuohy Borst adapter and Fiber intakes | Ø 4.0 mm telescopes*  | 630-047-12          | 630-047-08          |  |
|                                                                                                                      | Ø 2.9 mm telescopes** | 630-046-12          | 630-046-08          |  |

\* To use with continuous flow sheaths 24/26 Fr. and 27/28.5 Fr. and urethrotome sheath 21 Fr. (Art. No. 630-400-21)  
 \*\* To use with continuous flow sheaths 19/22 Fr.


## ACCESSORIES FOR LASER-WORKING ELEMENTS

|                                                                                                                              |                                                                                      |                                                                                                                                                 |
|------------------------------------------------------------------------------------------------------------------------------|--------------------------------------------------------------------------------------|-------------------------------------------------------------------------------------------------------------------------------------------------|
|                                           |  |                                                            |
| FIBER INTAKE (short version)<br>▶ Adapter for laser probes                                                                   | FIBER INTAKE (long version)<br>▶ Adapter for laser probes                            | TUOHY BORST ADAPTER<br>▶ with LuerLock connection (stainless steel) and silicone seal<br>▶ effectively helps to eliminate the backflow of fluid |
| 630-047-25                                                                                                                   | 630-047-26                                                                           | 630-047-30                                                                                                                                      |
| Compatible to Laser working elements for fixed laser guide tubes (above) and exchangeable laser guided tubes (previous page) |                                                                                      | Compatible to: 630-046-08, 630-046-12, 630-047-08, 630-047-12                                                                                   |

## PUNCH

▶ for 24/26 Fr. outer resectoscope sheath; Art.No. 630-204-06

| Description                                                                                | Art. No.   | Information                                                                                  |
|--------------------------------------------------------------------------------------------|------------|----------------------------------------------------------------------------------------------|
| PUNCH to reduce denaturated tissue after laser treatment (e.g. after prostata enucleation) | 630-050-05 | recommended telescope:<br>601-104-30HD<br>601-104-30HD2<br>(601-104-12HD)<br>(601-104-12HD2) |





# URETHROTOMY

◀ 21 Fr.

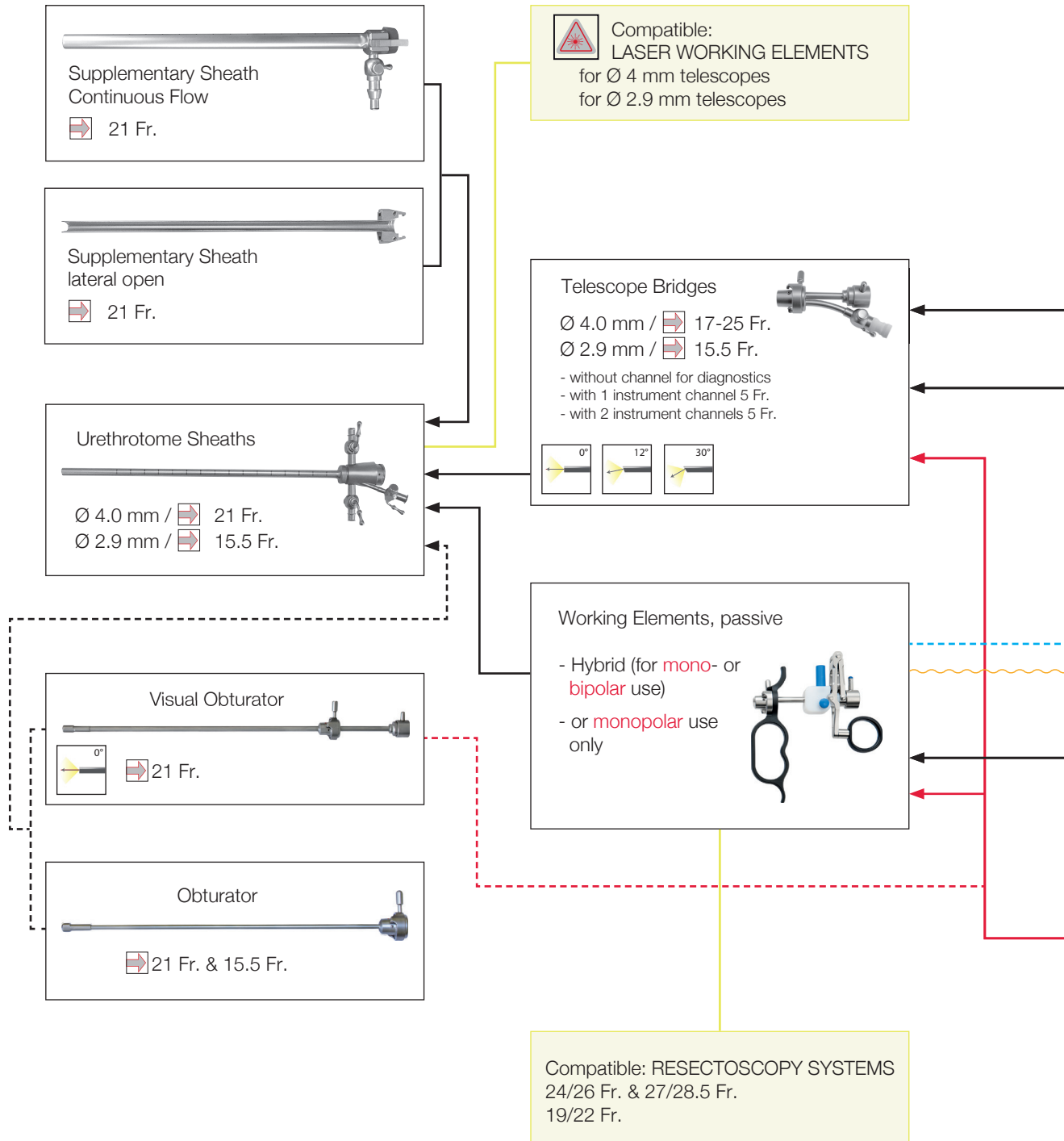
◀ 15.5 Fr.



# URETHROTOMY

► Schematic overview

URETHROTOMY





Systems and components for Ø 4.0 mm telescopes  
 Systems and components for Ø 2.9 mm telescopes

21 Fr.  
 15.5 Fr.

Flexible Instruments;  
 6 different inserts  
**FL** 400 mm  
 (Also for use in Cysto-Urethroscopy)

HF Flexible Electrodes  
**monopolar**  
 Sizes 3-7 Fr.

HF Semi-Flexible Electrodes **bipolar**  
 Sizes 3-7 Fr.

HF Generator

Stricture Knives

Telescopes Ø 4.0 mm & Ø 2.9 mm; 0°

HF Connection cables (3 types):

**monopolar**  
 - - - - - to connect HF generator:  
 · to working element  
 · to flexible **monopolar** HF electrodes for cystoscopy

**bipolar**  
 ~ ~ ~ ~ ~ to connect working element to HF generator

~ ~ ~ ~ ~ to connect semi-flexible **bipolar** HF electrodes for cystoscopy to HF generator

# URETHROTOME SYSTEM

► Visual Urethrotome system for Ø 4.0 mm telescopes



21 Fr.

## VISUAL URETHROTOME SYSTEM ► 21 Fr. for Ø 4.0 mm telescopes

| Description                                                                                                                                                                | Art. No.                                                                                   | Information                                                                                                         |
|----------------------------------------------------------------------------------------------------------------------------------------------------------------------------|--------------------------------------------------------------------------------------------|---------------------------------------------------------------------------------------------------------------------|
| <p>URETHROTOME SHEATH 21 Fr.<br/>2 stopcocks; graduated; 1 instrument channel 5 Fr.</p>  | 630-400-21                                                                                 |                                  |
| <p>SUPPLEMENTARY SHEATH lateral open</p>                                                  |  21 Fr.   | 630-400-30                                                                                                          |
| <p>SUPPLEMENTARY SHEATH for continuous flow</p>                                         |  21 Fr.  |                                 |
| <p>STANDARD OBTURATOR</p>                                                               |  21 Fr. | 630-400-50                                                                                                          |
| <p>OBTURATOR with 1 instrument channel 5 Fr.</p>                                        |  21 Fr. | 630-400-60                                                                                                          |
| <p>VISUAL OBTURATOR</p>                                                                |  21 Fr. |  601-104-00HD<br>601-104-00HD2 |
| <p>TELESCOPE BRIDGE 1 instrument channel 5 Fr.</p>                                     |                                                                                            | 630-400-70                                                                                                          |

**WORKING ELEMENTS** passive for Ø 4 mm telescopes, bipolar and monopolar: see chapter resectoscopy.



## URETHROTOME SYSTEM

- ▶ Visual Urethrotome system 15.5 Fr. for Ø 2.9 mm telescopes
- ▶ Stricture Knives for 21 Fr. and 15.5 Fr. Systems



15.5 Fr.  
21 Fr.

### VISUAL URETHROTOME SYSTEM ▶ 15.5 Fr. for Ø 2.9 mm telescopes


| Description                                                                                                                                                                                                                                                                                 | Art. No.     | Information                   |
|---------------------------------------------------------------------------------------------------------------------------------------------------------------------------------------------------------------------------------------------------------------------------------------------|--------------|-------------------------------|
| <b>URETHROTOME SHEATH 15.5 Fr.</b><br>▶ 2 stopcocks<br><br>▶ graduated<br>▶ 1 instrument channel 5 Fr.                                                                                                                                                                                      | 630-401-15   |                               |
| <b>STANDARD OBTURATOR</b> 15.5 Fr.                                                                                                                                                                                                                                                          | 630-401-26   |                               |
| <b>TELESCOPE BRIDGE 1 instrument channel 5 Fr.</b>                                                                                                                                                                                                                                          | 630-401-30   | 601-103-00HD<br>601-103-00HD2 |
| <b>HYBRID WORKING ELEMENT for 2.9 mm telescopes</b><br>▶ passive<br>▶ for use in <b>monopolar</b> current mode and non-conductive solution (e.G. Sorbitol, Mannitol, Glycine)<br>▶ for use in <b>bipolar</b> current mode and conductive solution (physiologic saline solution, NaCl 0.9 %) | 630-405-60BU | HF connection: upwards        |

### STRICTURE KNIVES 21 Fr. and 15.5 Fr.

| Description                   | 21 Fr.     | 15.5 Fr.   | Non-HF electrodes |
|-------------------------------|------------|------------|-------------------|
| STRICTURE KNIFE straight      | 630-405-05 | 630-406-01 |                   |
| STRICTURE KNIFE wave shaped   | 630-405-10 | 630-406-06 |                   |
| STRICTURE KNIFE round shaped  | 630-405-15 | —          |                   |
| STRICTURE KNIFE sickle shaped | 630-405-20 | 630-406-16 |                   |
| STRICTURE KNIFE ring shaped   | 630-405-25 | —          |                   |

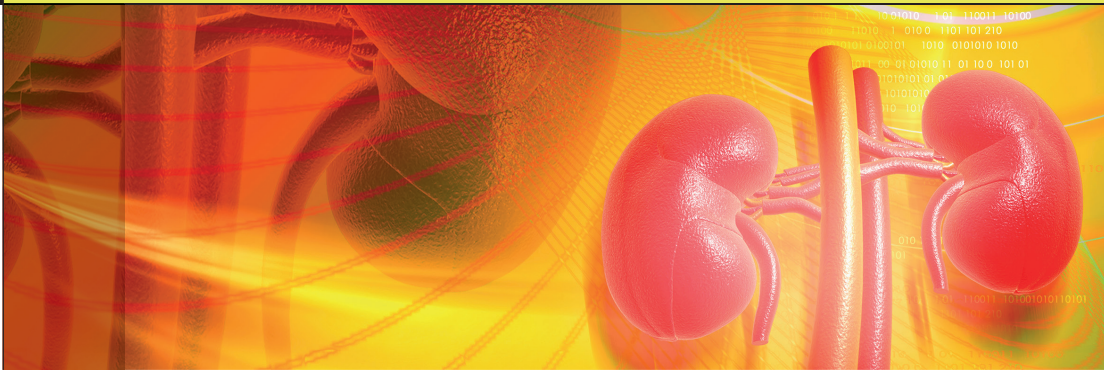
# URETHROTOME OTIS

► Urethrotome for adults



## OTIS URETHROTOME for adults

| Description                                                                                                      | Art. No.   | Information |
|------------------------------------------------------------------------------------------------------------------|------------|-------------|
| <b>SET includes:</b><br>► OTIS dilatator (see picture right)<br>► 3 x tips (ball, flat, conical)<br>► 2 x knives | 582-720-00 |             |
| Knife                                                                                                            | 582-720-05 |             |
| Tip ball                                                                                                         | Tip flat   | Tip conical |
| 582-720-01                                                                                                       | 582-720-02 | 582-720-03  |



# URETERO-RENOSCOPY

# URETERO-RENSCOPY

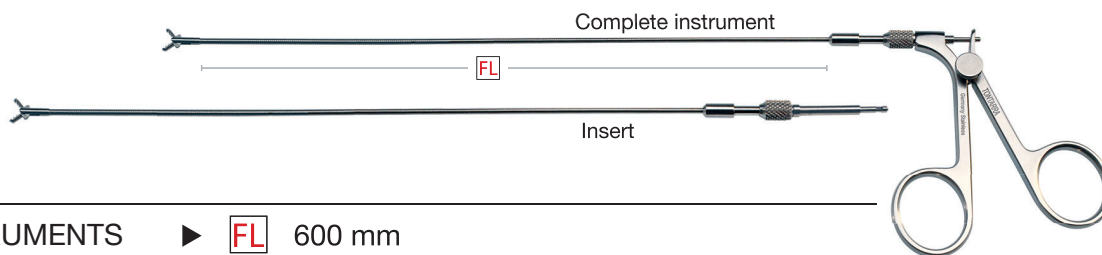


- ▶ Uretero-Renoscopes; 30.000 pixel; 2 sizes of working channels (4 Fr. + 5 Fr.)
- ▶ Flexible Instruments; FL 600 mm



## URETERO-RENSCOPIES [autoclavable]

| Description      |                                                                       | Art. No.                                                              |
|------------------|-----------------------------------------------------------------------|-----------------------------------------------------------------------|
| URETERO-RENSCOPE | [1 working channel 5 Fr.]<br>▶ 8.0/9.8 Fr.; 12°<br>▶ 8.0/9.8 Fr.; 12° | FL 315 mm<br>601-110-05<br>FL 430 mm<br>601-110-10                    |
|                  | URETERO-RENSCOPE                                                      | [1 working channel 4 Fr.]<br>▶ 6.0/7.5 Fr.; 12°<br>▶ 6.0/7.5 Fr.; 12° |

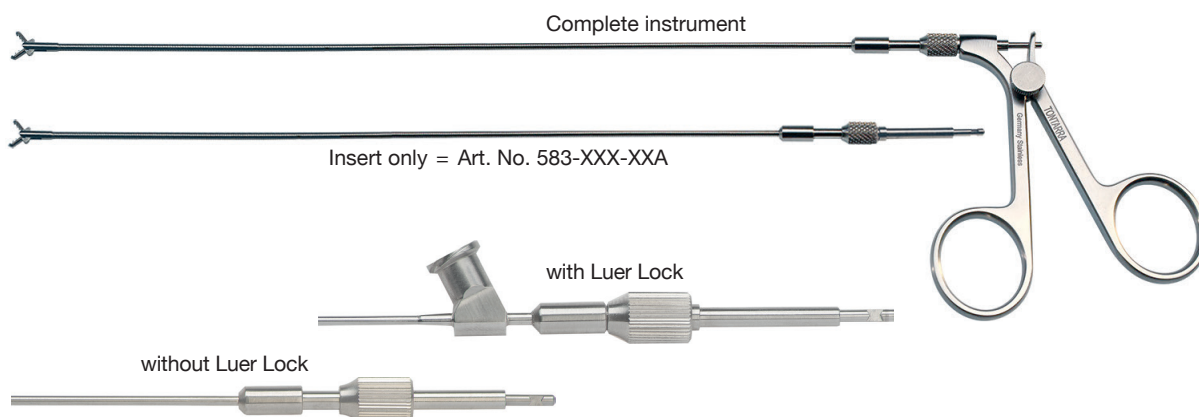


## FLEXIBLE INSTRUMENTS ▶ FL 600 mm

| Description                                   | 5 Fr.       | 3 Fr.                                                                   | Information       |
|-----------------------------------------------|-------------|-------------------------------------------------------------------------|-------------------|
| BIOPSY FORCEPS<br>▶ flexible; oval; complete  | 583-310-16  | 583-310-10                                                              | <br>double action |
| INSERT only                                   | 583-310-16A | 583-310-10A                                                             |                   |
| SCISSORS<br>▶ flexible; complete              | 583-320-16  | -                                                                       | <br>single action |
| INSERT only                                   | 583-320-16A | -                                                                       |                   |
| BIOPSY FORCEPS<br>flexible; oval; serrated    | 583-350-16  | -                                                                       | <br>double action |
| INSERT only                                   | 583-350-16A | -                                                                       |                   |
| GRASPING FORCEPS<br>▶ flexible; Alligator jaw | 583-360-16  | 583-360-10                                                              | <br>double action |
| INSERT only                                   | 583-360-16A | 583-360-10A                                                             |                   |
| GRASPING FORCEPS<br>▶ flexible; serrated      | 583-370-16  | 583-370-12                                                              | <br>double action |
| INSERT only                                   | 583-370-16A | 583-370-12A                                                             |                   |
| HANDLE only (spare part)                      | 583-305-00  | for all urologic micro instruments 5/7/9 Fr. with Art. No's. 583-XXX-XX |                   |

# URETERO-RENOSCOPY

► Semi-rigid Instruments; FL 600 mm



**SEMI-RIGID INSTRUMENTS** ► **FL** 600 mm ➡ 4 Fr. & 5 Fr.

| Description                                                                        | Ø 5 Fr.       |             | Ø 4 Fr.                                                                    |              | Information                                                 |
|------------------------------------------------------------------------------------|---------------|-------------|----------------------------------------------------------------------------|--------------|-------------------------------------------------------------|
|                                                                                    | with LuerLock | Standard    | with LuerLock                                                              | Standard     |                                                             |
| BIOPSY FORCEPS;<br>oval                                                            | 583-410-16LL  | 583-410-16  | 583-410-12LL                                                               | 583-410-12   | <br>double action                                           |
| INSERT only                                                                        | 583-410-16LLA | 583-410-16A | 583-410-12LLA                                                              | 583-410-12A  |                                                             |
| ALLIGATOR FORCEPS                                                                  | 583-460-16LL  | 583-460-16  | 583-460-12LL                                                               | 583-460-12   | <br>double action                                           |
| INSERT only                                                                        | 583-460-16LLA | 583-460-16A | 583-460-12LLA                                                              | 583-460-12A  |                                                             |
| FOREIGN BODY<br>FORCEPS; long jaw<br>part Ø 1.7 mm; spoon<br>serrated              | 583-472-16LL  | 583-472-16  | 583-472-12LL                                                               | 583-472-12   | <br>double action                                           |
| INSERT only                                                                        | 583-472-16LLA | 583-472-16A | 583-472-12LLA                                                              | 583-472-12A  |                                                             |
| MOUSE TEETH<br>GRASPING FORCEPS;<br>for grasping of larger<br>stones and fragments | 583-480-16LL  | 583-480-16  | *583-480-12LL                                                              | *583-480-12  | <br>4 Fr.: opening to<br>both sides<br>5 Fr.: double action |
| INSERT only                                                                        | 583-480-16LLA | 583-480-16A | *583-480-12LLA                                                             | *583-480-12A |                                                             |
| MICRO SCISSORS/<br>URETER SLITTING<br>SHEAR<br>Ø 1.7 mm; upwards<br>cutting        | 583-490-16LL  | 583-490-16  | -                                                                          | -            | <br>single action                                           |
| INSERT only                                                                        | 583-490-16LLA | 583-490-16A | -                                                                          | -            |                                                             |
| HANDLE only<br>(spare part)                                                        | 583-305-00    |             | for all urologic micro instruments 5/7/9 Fr.<br>with Art. No's. 583-XXX-XX |              |                                                             |

\* Rigid; the miniaturization of this particular forceps needs the use of a very thin rigid tube, which has a certain flexibility, but cannot be bended to the same degree as semi-rigid forceps.

# URETERO-RENOSCOPY

- ▶ Flexible stone baskets



**FLEXIBLE STONE BASKETS** ▶ **FL** 900 mm ⇄ 3 Fr. & 5 Fr.

| Description                                                                           | Art. No.   | Information |
|---------------------------------------------------------------------------------------|------------|-------------|
| <b>HANDLE</b><br>▶ for 3 Fr. and 5 Fr. stone catcher;<br>▶ colour code: blue          | 582-610-02 |             |
| <b>STONE CATCHER; 3 Fr.</b><br>▶ with 4 strings;<br>▶ with tubus;<br>▶ without handle | 582-610-03 |             |
| <b>STONE CATCHER; 5 Fr.</b><br>▶ with 4 strings;<br>▶ with tubus;<br>▶ without handle | 582-610-05 |             |





# NEPHROSCOPY

**NEPHROSCOPY**


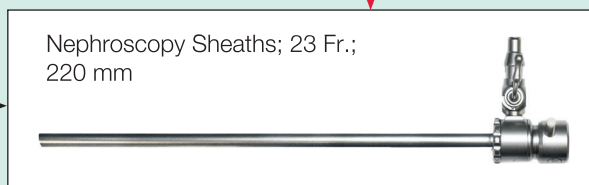
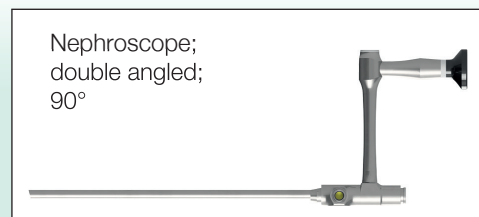

► Schematic overview



Ø 2.8 mm nephroscopes for 24 Fr. or 26 Fr. nephroscopy sheaths  
(FL 200 mm or 264 mm; working channel Ø 5.0 mm)



Ø 1.8 mm compact nephroscopes for 23 Fr. nephroscopy sheath  
(FL 220 mm; working channel Ø 4.3 mm)



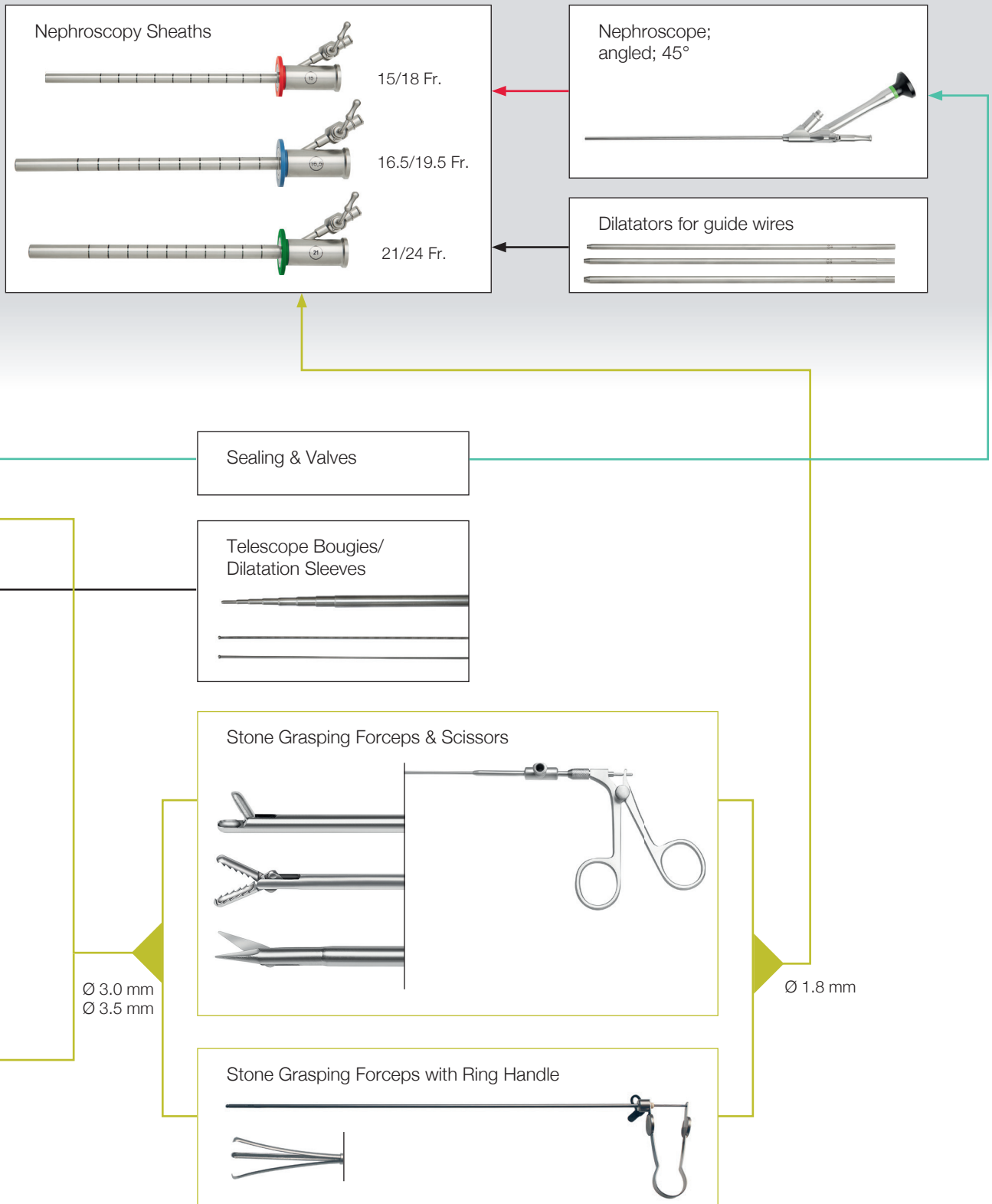
NEPHROSCOPY





Systems and components for Ø 2.8 mm telescopes 24 & 26 Fr.  
 Systems and components for Ø 1.8 mm telescopes 23 Fr.  
 Mini-Compact nephroscope system 18/19.5/24 Fr.

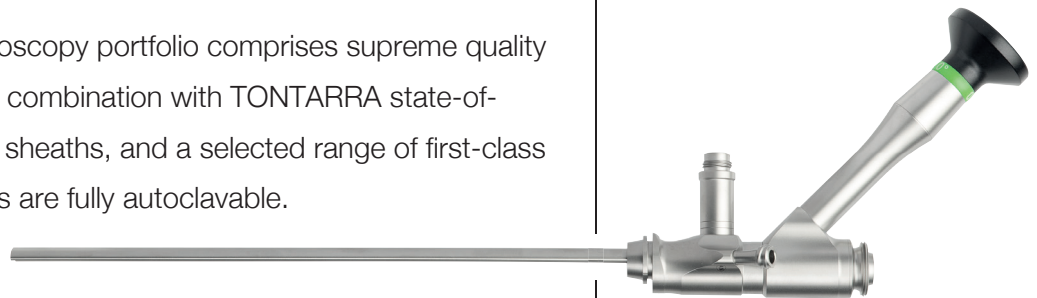
Mini-Compact nephroscope for 18 Fr./19.5 Fr./24 Fr. nephroscopy sheaths  
 (FL 220 mm; working channel Ø 2.2 mm)





# TONTARRA NEPHROSCOPY

TONTARRA's Nephroscopy portfolio comprises supreme quality HD nephrosopes in combination with TONTARRA state-of-the-art nephroscopy sheaths, and a selected range of first-class accessories. All items are fully autoclavable.



## CLASSIC NEPHROSCOPY

### ▶ HD Nephrosopes Ø 2.8 mm rod lense system

- Ø 5 mm working channel
- angled; 45° and double-angled 90°
- for 24 Fr. and 26 Fr. nephroscopy sheaths
- FL 200 mm and 264 mm

### ▶ HD Compact Nephrosopes Ø 1.8 mm rod lense system

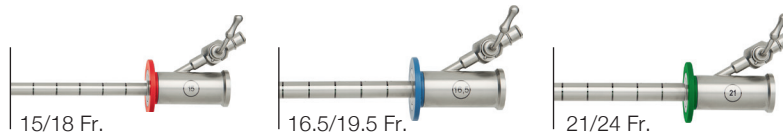
- Ø 5 mm working channel
- angled; 45° and double-angled 90°
- for 23 Fr. nephroscopy sheaths
- FL 220 mm



## MINI NEPHROSCOPY

### ▶ HD Mini Compact Nephroscope with 40.000 Pixel image bundle

- Ø 2.2 mm working channel
- angled; 45°
- for mini-nephroscopy continuous flow sheaths:



- ▶ optical sharpness
- ▶ high resolution
- ▶ optimal colour synchronization



## MICRO INSTRUMENTS

for "classic" and mini-nephroscopy

Stone Grasping Forceps –  
micro-scissors – stone retrievers



## ACCESSORIES

for "classic" and mini-nephroscopy

- ▶ Dilatation



- ▶ Sealing

# NEPHROSCOPY

- ▶ HD Nephroscopes for 24/26 Fr. sheaths




24 Fr.  
26 Fr.

TONTARRA's Nephroscopes come with CAD-designed rod-lens system and objectives for maximum resolution, optimal sharpness and colorsynchronization, high quality fibers.

**FL**

Available working lengths:  
200 mm/263 mm



## HD NEPHROSCOPES Ø 2.8 mm

▶ working channel Ø 5 mm

➡ 24 Fr. 26 Fr.

| Description                                                                                                                                                                                                     | Working length | Art. No.   | Information                                                                                                                                                |
|-----------------------------------------------------------------------------------------------------------------------------------------------------------------------------------------------------------------|----------------|------------|------------------------------------------------------------------------------------------------------------------------------------------------------------|
| HD NEPHROSCOPE 45° angled                                                                                                                                                                                       | 200 mm         | 601-130-45 | <p>Direction of view <math>\alpha=15^\circ</math></p> <p>Field of view <math>\beta=70^\circ\pm 5^\circ</math></p>                                          |
| HD NEPHROSCOPE 45° angled                                                                                                                                                                                       | 263 mm         | 601-140-45 |                                                                                                                                                            |
| HD NEPHROSCOPE 90° double-angled                                                                                                                                                                                | 200 mm         | 601-130-90 | <p>Outer diameter 19 Fr.<br/>Polygone tube design</p> <p>Instrument port</p> <p>Optics</p> <p>Light fibres</p> <p>Fluid channel</p> <p>Working channel</p> |
| <p>FLUSHING VALVE M18 x 1; Ø 5.0 mm with irrigation valve</p> <p>for Nephroscopes 601-130-45, 601-130-90, 601-140-45 and sheaths 24/26 Fr. systems</p>                                                          |                | 601-150-04 |                                                                                                                                                            |
| <p>DOME VALVE 072; Silicone transparent</p> <p>for compact-nephroscopes 601-135-45 &amp; 601-135-90 and nephroscopes 601-130-45, 601-130-90, 601-140-45; sheaths 18/22 &amp; 24/26 Fr. systems. 10 pc/unit</p>  |                | 601-150-01 |                                                                                                                                                            |
| <p>BACKUP SEAL 072; Silicone transparent</p> <p>for compact-nephroscopes 601-135-45 &amp; 601-135-90 and nephroscopes 601-130-45, 601-130-90, 601-140-45; sheaths 18/22 &amp; 24/26 Fr. systems. 10 pc/unit</p> |                | 601-150-03 |                                                                                                                                                            |


- ▶ ACMI®-Wolf®-Storz® and Olympus® light port adapters & eye piece according to DIN58015
- ▶ Autoclavable
- ▶ Sapphires at the distal and proximal end

# NEPHROSCOPY







► Nephroscopy sheaths & obturators 24 Fr.



24 Fr.



## NEPHROSCOPY SHEATH SYSTEM; 24 Fr. ► 200/264 mm

| Description                              | <input checked="" type="checkbox"/> 200 mm                                                         | <input type="checkbox"/> 264 mm*                                                                    |
|------------------------------------------|----------------------------------------------------------------------------------------------------|-----------------------------------------------------------------------------------------------------|
| NEPHROSCOPE SHEATH<br>1 x fixed stopcock | <br>630-420-12 | <br>630-420-32 |
| NEPHROSCOPE SHEATH<br>Turnable stopcock  | <br>630-420-14 | <br>630-420-34 |
| OBTURATOR<br>hollow                      | <br>630-420-17 | <br>630-420-37 |

Recommended nephroscopes: 601-130-45, 601-140-45, 601-130-90, 601-104-90

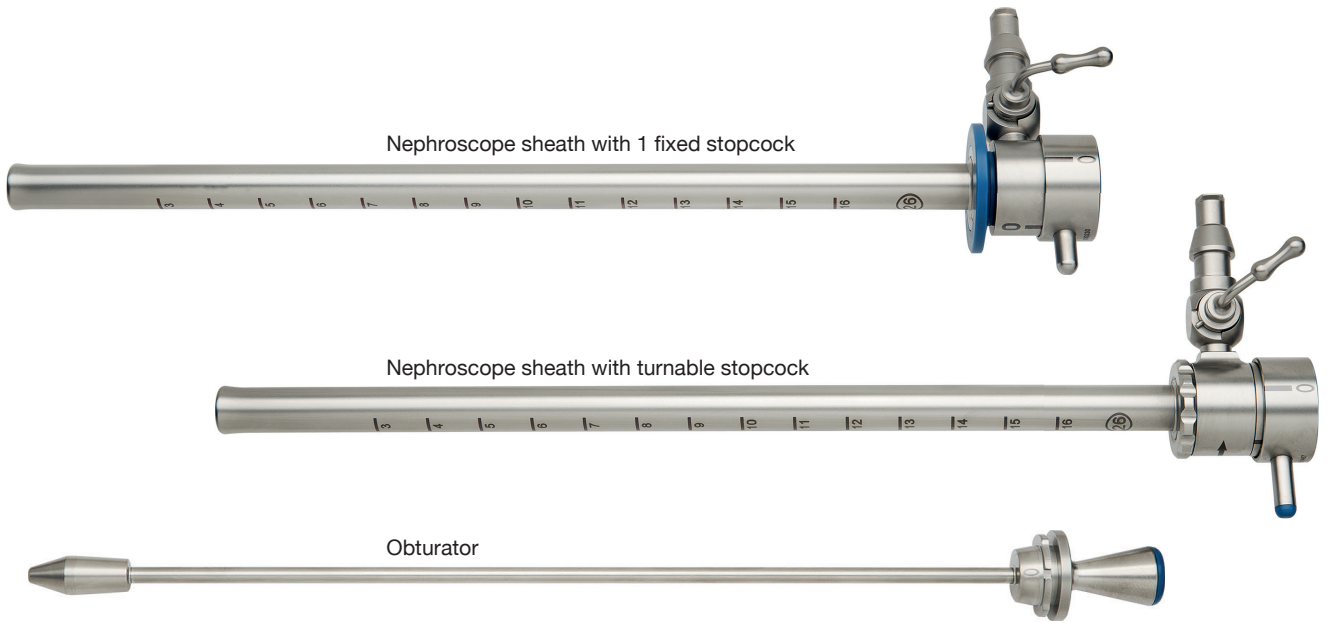
\* Compatability to K. Storz nephroscopes with "25 cm length".

# NEPHROSCOPY







► Nephroscopy sheaths & obturators 26 Fr.



26 Fr.



## NEPHROSCOPY SHEATH SYSTEM; 26 Fr. ► 200 / 264 mm

| Description                              | ■ 200 mm                                                                             | ■ 264 mm*                                                                             |
|------------------------------------------|--------------------------------------------------------------------------------------|---------------------------------------------------------------------------------------|
| NEPHROSCOPE SHEATH<br>1 x fixed stopcock |  |  |
|                                          | 630-420-22                                                                           | 630-420-42                                                                            |
| NEPHROSCOPE SHEATH<br>Turnable stopcock  |   |  |
|                                          | 630-420-24                                                                           | 630-420-44                                                                            |
| OBTURATOR<br>hollow                      |   |  |
|                                          | 630-420-27                                                                           | 630-420-47                                                                            |

Recommended nephroscopes: 601-130-45, 601-140-45, 601-130-90, 601-104-90


\* Compatability to K. Storz nephroscopes with "25 cm length".

# NEPHROSCOPY

- ▶ HD Nephroscopes for 23 Fr. sheaths



23 Fr.



COMPACT NEPHROSCOPES Ø 1.8 mm ▶ working channel Ø 4.3 mm **FL** 220 mm ➔ 23 Fr.

| Description                                                                                                                                                                                            | Art. No.   | Information                                                                                                                                                                                                                     |
|--------------------------------------------------------------------------------------------------------------------------------------------------------------------------------------------------------|------------|---------------------------------------------------------------------------------------------------------------------------------------------------------------------------------------------------------------------------------|
| COMPACT NEPHROSCOPE<br>45° angled                                                                                                                                                                      | 601-135-45 | <p>Direction of view <math>\alpha=15^\circ</math></p> <p>Field of view <math>\beta=80^\circ \pm 5^\circ</math></p> <p>Optics</p> <p>Light fibres</p> <p>Working channel</p> <p>Outer diameter 18.8 Fr.<br/>Oval tube design</p> |
| COMPACT NEPHROSCOPE<br>90° double-angled                                                                                                                                                               | 601-135-90 |                                                                                                                                                                                                                                 |
| FLUSHING VALVE M18 x 1 Ø 5.0 mm<br>with irrigation valve<br><br>for Nephroscopes 601-130-45, 601-130-90, 601-140-45 and sheaths<br>24/26 Fr. systems                                                   | 601-150-04 |                                                                                                                                                                                                                                 |
| DOME VALVE 072; Silicone transparent<br><br>for compact-nephroscopes 601-135-45 & 601-135-90 and<br>nephroscopes 601-130-45, 601-130-90, 601-140-45;<br>sheaths 18/22 & 24/26 Fr. systems. 10 pc/unit  | 601-150-01 |                                                                                                                                                                                                                                 |
| BACKUP SEAL 072; Silicone transparent<br><br>for compact-nephroscopes 601-135-45 & 601-135-90 and<br>nephroscopes 601-130-45, 601-130-90, 601-140-45;<br>sheaths 18/22 & 24/26 Fr. systems. 10 pc/unit | 601-150-03 |                                                                                                                                                                                                                                 |


- ▶ ACMI®-Wolf®-Storz® and Olympus® light port adapters & eye piece according to DIN58015
- ▶ Autoclavable
- ▶ Sapphires at the distal and proximal end

# NEPHROSCOPY

- ▶ Nephroscopy sheaths & obturators 23 Fr.
- ▶ Telescope Bougies for 23 Fr. / 24 Fr. / 26 Fr. Systems



23 Fr.





Complete nephroscopy system 23 Fr. 45° angled with nephroscope flushing valve and sheath

## NEPHROSCOPY SHEATH & OBTURATOR




▶ for 23 Fr.

**FL** 220 mm

| Description                                                                                                        | Art. No.   | Information                                                                                                                    |
|--------------------------------------------------------------------------------------------------------------------|------------|--------------------------------------------------------------------------------------------------------------------------------|
| <p>NEPHROSCOPY SHEATH 23 Fr.</p>  | 630-423-12 | for Compact-Nephrosopes 601-135-45 and 601-135-90; 15°                                                                         |
| <p>HOLLOW OBTURATOR</p>         | 630-423-17 | for nephroscopy sheath; 23 Fr. Art. No. 630-423-12; 15°; drilling Ø 1.4 mm; fits Compact-Nephrosopes 601-135-45 and 601-135-90 |

## TELESCOPE BOUGIES


▶ for 26 Fr./24 Fr./23 Fr. nephroscopy systems

| Description                                                                                                                         | Art. No.   | Information                                                                          |
|-------------------------------------------------------------------------------------------------------------------------------------|------------|--------------------------------------------------------------------------------------|
| <p><b>DILATATION SET</b></p> <p>Content: 1 x guide wire rigid + 1 x flexible, 1 x dilatation sleeve Ø 9, 12, 15, 18, 21, 24 Fr.</p> | 630-430-00 |  |
| The single sleeves are also available as spare parts:                                                                               |            |                                                                                      |
| Dilatation sleeve 9 Fr.                                                                                                             | 630-430-09 | Dilatation sleeve 18 Fr. 630-430-18                                                  |
| Dilatation sleeve 12 Fr.                                                                                                            | 630-430-12 | Dilatation sleeve 21 Fr. 630-430-21                                                  |
| Dilatation sleeve 15 Fr.                                                                                                            | 630-430-15 | Dilatation sleeve 24 Fr. 630-430-24                                                  |
| DILATATION SLEEVE 27 Fr.                                                                                                            | 630-430-27 |  |
| DILATATION SLEEVE 30 Fr.                                                                                                            | 630-430-30 |                                                                                      |
| HOLLOW GUIDE ROD rigid; for dilatation of the nephrostomy tract                                                                     | 630-432-05 |  |
| HOLLOW GUIDE ROD flexible; for dilatation of the nephrostomy tract                                                                  | 630-432-10 |                                                                                      |




## NEPHROSCOPY




- ▶ Micro tools for percutaneous nephroscopy systems
  - For nephroscopy sheaths 24 & 26 Fr. / nephroscopes with working channel Ø 5.0 mm
  - For nephroscopy sheath 23 Fr. / nephroscopes with working channel Ø 4.3 mm




**STONE GRASPING FORCEPS** ▶ Ø 3.5 mm **FL** 350 mm / 380 mm



| Description                                                                        | Art. No.      | Art. No.      |                  |
|------------------------------------------------------------------------------------|---------------|---------------|------------------|
| EXCISION FORCEPS                                                                   | <b>350 mm</b> | <b>380 mm</b> |                  |
|   | 630-450-35    | 630-450-38    | with ring handle |
| STONE GRASPING FORCEPS with fenestrated jaw parts                                  | 630-451-35    | 630-451-38    |                  |
|   | 630-452-35    | 630-452-38    |                  |
| STONE GRASPING FORCEPS for removal of larger stones                                |               |               |                  |
|  |               |               |                  |


**MICRO SCISSORS** ▶ Ø 3.0 mm **FL** 400 mm

| Description                                      | Art. No.   |                                                                                     |
|--------------------------------------------------|------------|-------------------------------------------------------------------------------------|
| MICRO-SCISSORS; pointed; straight; single action | 630-461-30 |  |



**STONE GRASPING FORCEPS WITH RING HANDLE** **FL** 380 mm / 400 mm

| Description                                                                                                          | Art. No.   |                                                                                     |
|----------------------------------------------------------------------------------------------------------------------|------------|-------------------------------------------------------------------------------------|
| STONE GRASPER three-pronged; <ul style="list-style-type: none"> <li>▶ Ø 3.5 mm</li> <li>▶ FL 380 mm</li> </ul>       | 630-470-35 |  |
| STONE GRASPER three-pronged; fine; <ul style="list-style-type: none"> <li>▶ Ø 3.0 mm</li> <li>▶ FL 400 mm</li> </ul> | 630-471-30 |  |



U-spring grip; self-closing




# MINI NEPHROSCOPY

- ▶ HD Mini Compact Nephroscope



18 Fr.  
19.5 Fr.  
24 Fr.

The image transmission by the optical fiber bundle of 40.000 pixel results in brilliant high resolution quality and detailed contrast. With CAD-designed objective.



## MINI COMPACT NEPHROSCOPE

- ▶ working channel Ø 2.2 mm

➔ 18 Fr./19.5 Fr./24 Fr.

FL 220 mm

| Description                                                                                                      | Art. No.   | Information |
|------------------------------------------------------------------------------------------------------------------|------------|-------------|
| NEPHROSCOPE<br>45° angled; working channel Ø 2.2 mm                                                              | 601-145-00 |             |
| STOP COCK<br>Ø 3.5 mm; black;<br>for mini-nephroscope 601-145-00                                                 | 601-150-06 |             |
| SPRING CAP<br>for mini-nephroscope 601-145-00                                                                    | 601-150-07 |             |
| DOME VALVE 052<br>for mini-nephroscope 601-145-00;<br>Silicone transparent;<br>Material: ML151VMQ; 10 pcs./unit  | 601-160-02 |             |
| BACKUP SEAL 052<br>for mini-nephroscope 601-145-00;<br>Silicone transparent;<br>Material: ML151VMQ; 10 pcs./unit | 601-160-03 |             |

- ▶ ACMI®-Wolf®-Storz® and Olympus® light port adapters & eye piece according to DIN58015
- ▶ Autoclavable








**MINI NEPHROSCOPY**

- ▶ Nephroscopy Sheaths
- ▶ Dilators



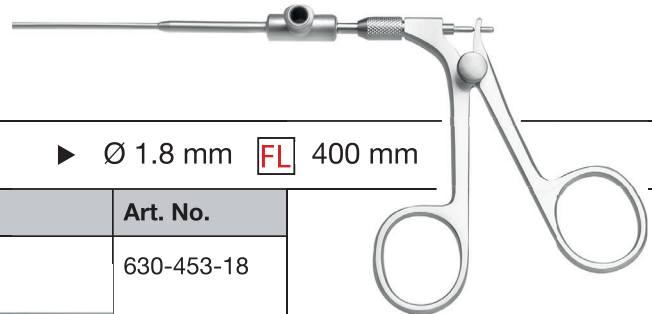
15/18.5 Fr.  
16.5/19.5 Fr.  
21/24 Fr.

**NEPHROSCOPY SHEATHS**





| Description                                                                                       | Size          | Colour code | Art. No.   |                                                                                      |
|---------------------------------------------------------------------------------------------------|---------------|-------------|------------|--------------------------------------------------------------------------------------|
| NEPHROSCOPY SHEATH                                                                                | 15/18 Fr.     | ■ red       | 630-435-15 |   |
| NEPHROSCOPY SHEATH                                                                                | 16.5/19,5 Fr. | ■ blue      | 630-435-20 |   |
| NEPHROSCOPY SHEATH                                                                                | 21/24 Fr.     | ■ green     | 630-435-25 |  |
| SEALING APPLICATOR; 2 parts in connection with sheath and plunger                                 |               |             | 630-435-30 |  |
| DILATATOR for guide wire;<br>for 15/18 Fr. sheath; Length 300 mm                                  |               |             | 630-435-35 |  |
| DILATATOR - 2 CHANNELS for introduction of guide wire;<br>for 16.5/19.5 Fr. sheath; Length 300 mm |               |             | 630-435-40 |  |
| DILATATOR - 2 CHANNELS for introduction of guide wire;<br>for 21/24 Fr. sheath; Length 300 mm     |               |             | 630-435-45 |  |

# MINI-NEPHROSCOPY

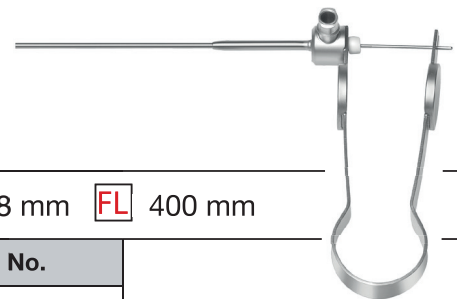
▶ Micro tools for percutaneous nephroscopes




## STONE GRASPING FORCEPS & MICRO SCISSORS ▶ Ø 1.8 mm **FL** 400 mm

| Description                                                                                 |                                                                                     | Art. No.   |
|---------------------------------------------------------------------------------------------|-------------------------------------------------------------------------------------|------------|
| GRASPING FORCEPS<br>cup; serrated;<br>Ø 1.8 mm; FL 400 mm;<br>with irrigation adapter       |    | 630-453-18 |
| ALLIGATOR FORCEPS<br>Ø 1.8 mm; FL 400 mm;<br>with irrigation adapter                        |    | 630-454-18 |
| PE FORCEPS<br>cup; sharp; single action;<br>Ø 1.8 mm; FL 400 mm;<br>with irrigation adapter |    | 630-455-18 |
| SCISSORS<br>pointed tips; single action;<br>Ø 1.6 mm; FL 400 mm;<br>with irrigation adapter |  | 630-461-16 |

with ring handle



## STONE GRASPING FORCEPS WITH RING HANDLE ▶ Ø 1.8 mm **FL** 400 mm

| Description                                                                              |                                                                                     | Art. No.   |
|------------------------------------------------------------------------------------------|-------------------------------------------------------------------------------------|------------|
| 3 PRONGS RETRIEVER<br>semi-rigid; Ø 1.8 mm; FL 400 mm;<br>with firmly welded spring grip |  | 630-471-18 |

U-spring grip; self-closing





# PEDIATRIC UROLOGY



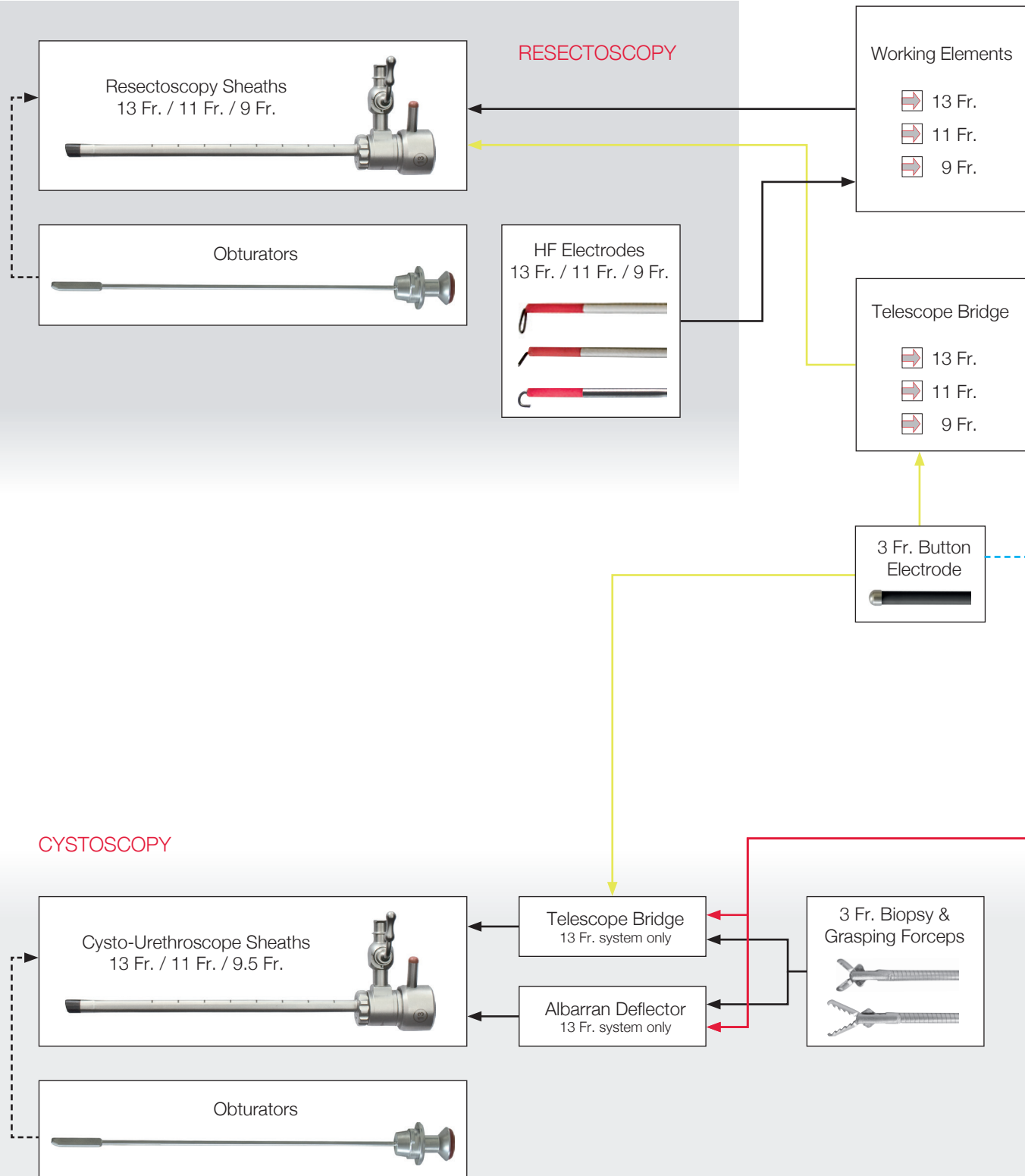
- ◀ 13 Fr.
- ◀ 11 Fr.
- ◀ 9/9.5 Fr.
- ◀ 7.5 Fr.

**PEDIATRIC UROLOGY**

► Schematic overview

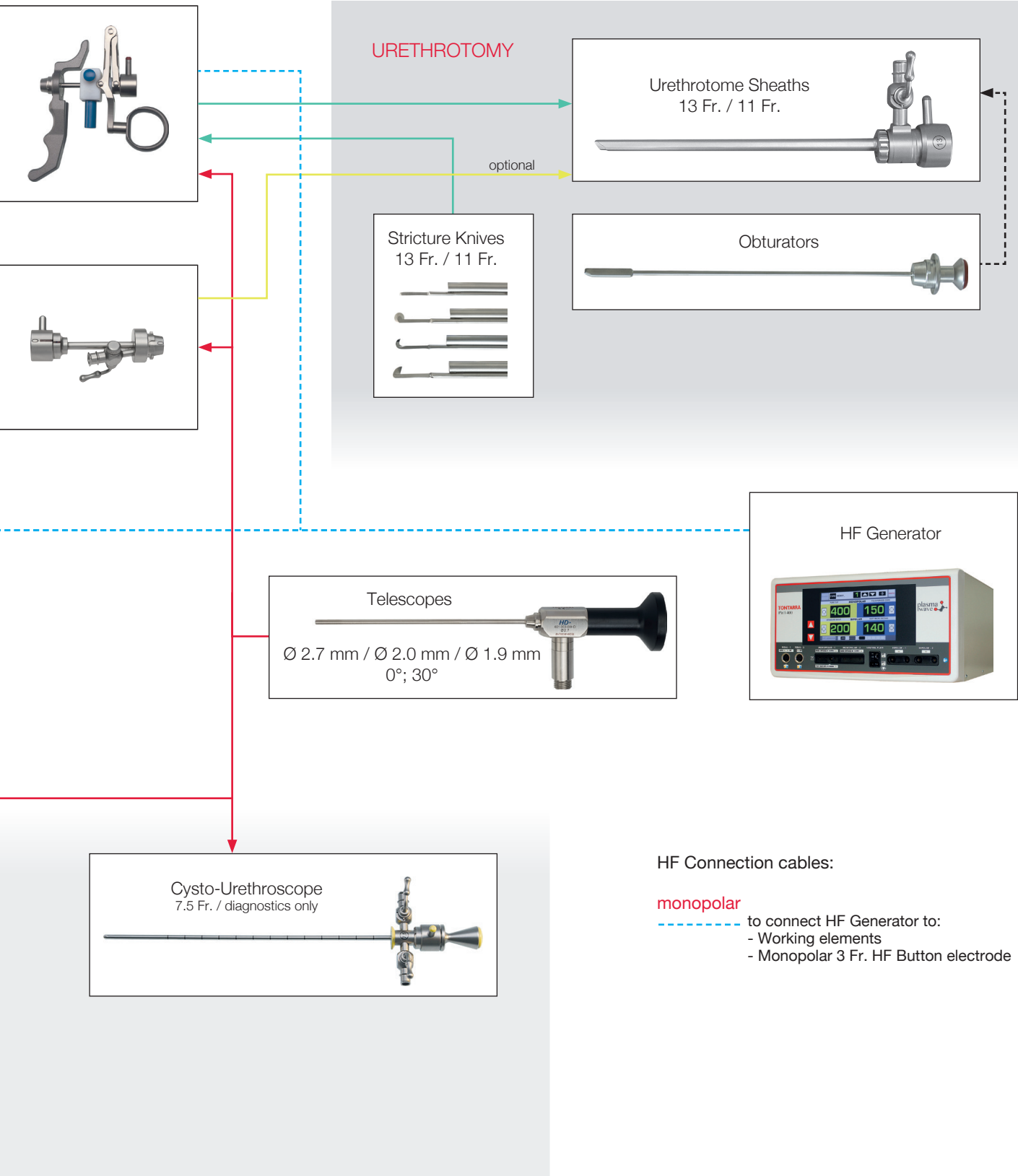


PEDIATRIC UROLOGY





Systems and components for Ø 2.7 mm telescopes  
 Systems and components for Ø 2.0 mm telescopes  
 Systems and components for Ø 1.9 mm telescopes



HF Connection cables:

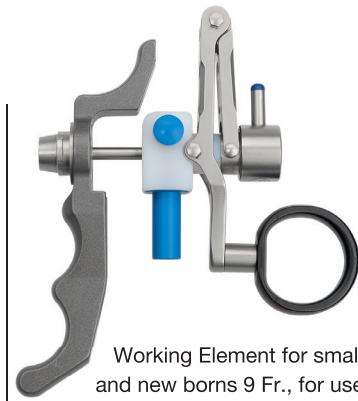
**monopolar**

- to connect HF Generator to:
- Working elements
- Monopolar 3 Fr. HF Button electrode



# PEDIATRIC UROLOGY

TONTARRA's extensive program for pediatric urology reflects our exceptional manufacturing skills, which are required when wanting to create optimally functioning miniaturized endoscopic instruments.



Working Element for small children and newborns 9 Fr., for use in **resectoscopy** and **urethrotomy**.

## TONTARRA'S PORTFOLIO INCLUDES

### FOR Ø 2.7 mm TELESCOPES:

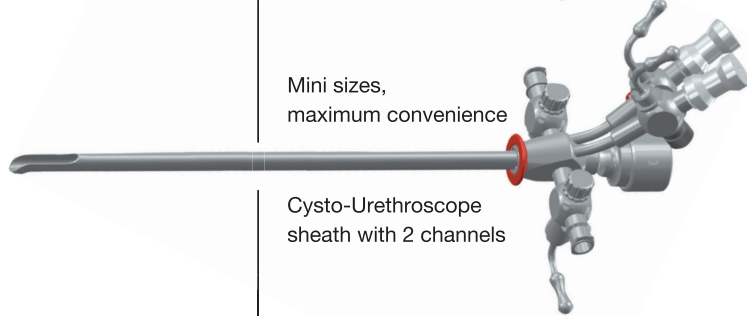
- ▶ SYSTEMS FOR 13 Fr. ( ■ )
  - Cysto-Urethroscopy
  - Resectoscopy
  - Urethrotomy



- 7.5 Fr.    ■ yellow
- 9/9.5 Fr. ■ blue
- 11 Fr.    ■ green
- 13 Fr.    ■ red

### FOR Ø 2.0 mm TELESCOPES:

- ▶ SYSTEMS FOR ( ■ | ■ )
  - Cysto-Urethroscopy (11 & 9.5 Fr.)
  - Resectoscopy (11 Fr.)
  - Urethrotomy (11 Fr.)

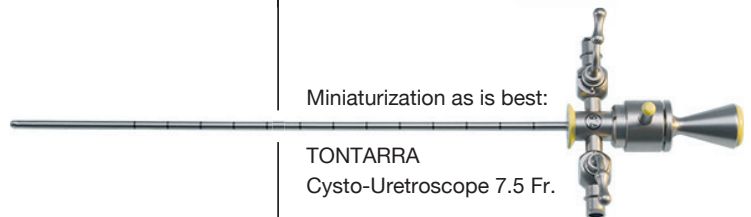


Mini sizes, maximum convenience

Cysto-Urethroscopie sheath with 2 channels

### FOR Ø 1.9 mm TELESCOPES:

- ▶ SYSTEMS FOR ( ■ | ■ )
  - Resectoscopy (9 Fr.)
  - Cysto-Urethroscopy (7.5 Fr.)



Miniaturization as is best:

TONTARRA Cysto-Urethroscopie 7.5 Fr.

- ▶ RANGE OF HF ELECTRODES for all TONTARRA pediatric resectoscopy systems ( ■ | ■ | ■ )











**PEDIATRIC CYSTO-URETHROSCOPY**

▶ 13 Fr. for Ø 2.7 mm/187 mm telescopes



13 Fr.




**CYSTO-URETHROSCOPE SYSTEM ▶ 13 Fr. ▶ Ø 2.7 mm/187 mm telescopes**

| Description                                                                                                                                                                       | Art. No.   | Information                                                                                        |
|-----------------------------------------------------------------------------------------------------------------------------------------------------------------------------------|------------|----------------------------------------------------------------------------------------------------|
| <b>CYSTO-URETHROSCOPE SHEATH</b><br>2 stopcocks; 1 instrument channel 3 Fr.; with obturator<br> | 630-502-13 |                                                                                                    |
| <b>CYSTO-URETHROSCOPE SHEATH</b><br>with 2 CHANNELS; 1 x 5 or 2 x 4 Fr.<br>                     | 630-500-14 |                                                                                                    |
| <b>STANDARD OBTURATOR</b><br>                                                                 | 630-500-15 |                                                                                                    |
| <b>TELESCOPE BRIDGE</b><br>only for Art. No. 630-500-13<br>                                   | 630-500-20 |  601-203-30HD |
| <b>ALBARRAN DEFLECTOR</b><br>only for Art. No. 630-500-13<br>                                 | 630-500-25 |                                                                                                    |

**MICRO INSTRUMENTATION ▶ 3 Fr.**



13 Fr./11 Fr./9.5 Fr.

|                                                                                     |                                                                                              |                                                                                       |
|-------------------------------------------------------------------------------------|----------------------------------------------------------------------------------------------|---------------------------------------------------------------------------------------|
|  |          |  |
| <b>BIOPSY FORCEPS</b><br>flexible; oval; double action<br>FL 280 mm<br>583-110-10   | <b>GRASPING FORCEPS</b><br>flexible; alligator jaw; double action<br>FL 280 mm<br>583-160-10 | <b>BUTTON ELECTRODE *</b><br>flexible HF electrode<br>FL 470 mm<br>582-510-03         |

\* For cables see overview in chapter „Accessories“.




## PEDIATRIC CYSTO-URETHROSCOPY

- ▶ 11 Fr. & 9.5 Fr. Systems for Ø 2.0 mm telescopes
- ▶ 7.5 Fr. System for Ø 1.9 mm telescopes





11 Fr.  
9.5 Fr.  
7.5 Fr.

### CYSTO-URETHROSCOPE SYSTEM ▶ 11 Fr. & 9.5 Fr. ▶ Ø 2.0 mm / 187 mm telescopes

| Description                                                                                                                                                               | Size / Color code / Art. No. |                | Information                                                                                                |
|---------------------------------------------------------------------------------------------------------------------------------------------------------------------------|------------------------------|----------------|------------------------------------------------------------------------------------------------------------|
|                                                                                                                                                                           | 11 Fr. ■ green               | 9.5 Fr. ■ blue |                                                                                                            |
| CYSTO-URETHROSCOPE SHEATH<br>2 stopcocks; 1 instrument channel 3 Fr.; with obturator<br> | 630-507-11                   | 630-507-09     |  Ø 2.0 mm<br>601-102-00 |
| STANDARD OBTURATOR<br>                                                                   | 630-505-12                   | 630-505-10     |                                                                                                            |

### CYSTO-URETHROSCOPE SYSTEM ▶ 7.5 Fr. ▶ Ø 1.9 mm / 120 mm telescopes

| Description                                                                                                                                                         | Size / Color code / Art. No. |  | Information                                                                                              |
|---------------------------------------------------------------------------------------------------------------------------------------------------------------------|------------------------------|--|----------------------------------------------------------------------------------------------------------|
|                                                                                                                                                                     | 7.5 Fr. ■ yellow             |  |                                                                                                          |
| CYSTO-URETHROSCOPE SHEATH<br>2 stopcocks; for diagnostics; without obturator<br> | 630-507-07                   |  |  Ø 1.9 mm<br>120 mm |
| OBTURATOR for Art. No. 630-507-07                                                                                                                                   | 630-505-07                   |  |                                                                                                          |









**PEDIATRIC RESECTOSCOPY**

- ▶ 13 Fr. Resectoscopy System for Ø 2.7 mm/187 mm telescopes
- ▶ 11 Fr. Resectoscopy System for Ø 2.0 mm/187 mm telescopes



13 Fr.  
11 Fr.

**RESECTOSCOPY SHEATH SYSTEM ▶ 13 Fr. ▶ 11 Fr.**

| Description                                                                                                                                                                                                                             | Size / Color code / Art. No.                                                                                    |                                                                                                                 | Information                                                                                                                                                                              |
|-----------------------------------------------------------------------------------------------------------------------------------------------------------------------------------------------------------------------------------------|-----------------------------------------------------------------------------------------------------------------|-----------------------------------------------------------------------------------------------------------------|------------------------------------------------------------------------------------------------------------------------------------------------------------------------------------------|
|                                                                                                                                                                                                                                         | 13 Fr. ■ red                                                                                                    | 11 Fr. ■ green                                                                                                  |                                                                                                                                                                                          |
| <p><b>Monopolar WORKING ELEMENT</b> passive cutting;<br/>for resectoscopy and urethrotomy;<br/>for small children and new borns</p>                    | 630-510-20                                                                                                      |                                                                                                                 |  13 Fr.<br> 11 Fr. |
| <p>RESECTOSCOPY SHEATH<br/>1 turnable stopcock</p>                                                                                                    | 630-510-13                                                                                                      | 630-511-13                                                                                                      |                                                                                                                                                                                          |
| <p>STANDARD OBTURATOR</p>                                                                                                                            | 630-510-14                                                                                                      | 630-511-14                                                                                                      |                                                                                                                                                                                          |
| <p>TELESCOPE BRIDGE<br/>only for use with the resectoscopic<br/>sheaths of this system; and<br/>urethrotome sheaths<br/>630-515-13 / 630-516-13</p>  | 630-510-25                                                                                                      | 630-511-25                                                                                                      |                                                                                                                                                                                          |
| <p>Telescope recommendation – TONTARRA HD telescopes</p>                                                                                                                                                                                |  0° Ø 2.7 mm<br>601-203-00HD |  0° Ø 2.0 mm<br>601-102-00 |                                                                                                                                                                                          |






**PEDIATRIC RESECTOSCOPY**

▶ 9 Fr. Resectoscopy System for Ø 1.9 mm/120 mm telescopes



9 Fr.

▶ 9 Fr. RESECTOSCOPY SYSTEM ▶ for Ø 1.9 mm /120 mm telescopes

| Description                                                                                                                                                                 | Size / Color code / Art. No. | Information                                                                                               |
|-----------------------------------------------------------------------------------------------------------------------------------------------------------------------------|------------------------------|-----------------------------------------------------------------------------------------------------------|
|                                                                                                                                                                             | 9 Fr. ■ blue                 |                                                                                                           |
| <p><b>Monopolar</b> WORKING ELEMENT passive cutting; for small children and new borns</p>  | 630-512-09                   |  0° Ø 1.9 mm<br>120 mm |
| <p>RESECTOSCOPY SHEATH 9 Fr. with rotatable stopcock</p>                                  | 630-512-13                   |                                                                                                           |
| <p>STANDARD OBTURATOR</p>                                                                | 630-512-14                   |                                                                                                           |
| <p>TELESCOPE BRIDGE</p>                                                                  | 630-230-09                   |                                                                                                           |

## PEDIATRIC RESECTOSCOPY

- ▶ 13 Fr. Resectoscopy System for Ø 2.7 mm/187 mm telescopes
- ▶ 11 Fr. Resectoscopy System for Ø 2.0 mm/187 mm telescopes
- ▶ 9 Fr. Resectoscopy System for Ø 1.9 mm/120 mm telescopes



13 Fr.  
11 Fr.  
9 Fr.

### MONOPOLAR HF ELECTRODES

13 Fr./11 Fr./9 Fr.

- ▶ Reusable electrodes for use with **monopolar** current and no-conductive solution

| Description                 |  | 13 Fr.                   | 11 Fr.                 | 9 Fr.      |
|-----------------------------|--|--------------------------|------------------------|------------|
|                             |  | red                      | green                  | blue       |
| LOOP ELECTRODE<br>▶ size 1  |  | 630-510-50               | 630-511-50             | 630-512-50 |
| LOOPS ELECTRODE<br>▶ size 2 |  | 630-510-55               | 630-511-55             | 630-512-55 |
| BALL ELECTRODE              |  | 630-510-60               | 630-511-60             | 630-512-60 |
| KNIFE ELECTRODE             |  | 630-510-65               | 630-511-65             | 630-512-65 |
| HOOK ELECTRODE              |  | 630-510-70               | 630-511-70             | 630-512-70 |
| Telescope recommendation    |  | Ø 2.7 mm<br>601-203-30HD | Ø 2.0 mm<br>601-102-00 | Ø 1.9 mm   |

### HF CONNECTION CABLES; **MONOPOLAR** for working elements and flexible electrodes / for working elements

|                                                                                                                                                                                                                                                 |                                                                                             |                                     |                                                                                                         |
|-------------------------------------------------------------------------------------------------------------------------------------------------------------------------------------------------------------------------------------------------|---------------------------------------------------------------------------------------------|-------------------------------------|---------------------------------------------------------------------------------------------------------|
| <p><b>Available for following units:</b></p> <p>Aesculap/Rudolf/Martin/Berchthold GN Ø 4.0 mm</p> <p>Erbe/Storz; Ø 5.0 mm</p> <p>Valleylab; Conmed Ø 8.0 mm; Bowa; 8.0 mm</p> <p>TONTARRA mod. PWT-400; Equipment with banana plug Ø 4.0 mm</p> | <p><b>3.0 m</b></p> <p>582-530-01</p> <p>582-531-02</p> <p>582-532-03</p> <p>582-533-04</p> | <p></p> <p>Plug instrument side</p> | <p>For further information and pictures see the overview about cables in the chapter „Accessories“.</p> |
|-------------------------------------------------------------------------------------------------------------------------------------------------------------------------------------------------------------------------------------------------|---------------------------------------------------------------------------------------------|-------------------------------------|---------------------------------------------------------------------------------------------------------|


## PEDIATRIC VISUAL URETHROTOMY

- ▶ 13 Fr. Visual Urethrotome System for Ø 2.7 mm telescopes
- ▶ 11 Fr. Visual Urethrotome System for Ø 2.0 mm telescopes






13 Fr.  
11 Fr.

The TONTARRA WORKING ELEMENT is designed for use in **resectoscopy and urethrotomy** for small children and new borns.







Art. No. 630-510-20  
WORKING ELEMENT  
passive cutting

### URETHROTOME SYSTEM ▶ 13 Fr. ▶ 11 Fr.

| Description                                                                                                                                                                                                            | Size / Color code / Art. No. |                |
|------------------------------------------------------------------------------------------------------------------------------------------------------------------------------------------------------------------------|------------------------------|----------------|
|                                                                                                                                                                                                                        | 13 Fr. ■ red                 | 11 Fr. ■ green |
| URETHROTOME SHEATH<br>1 turnable stopcock; without obturator<br>                                                                    | 630-515-13                   | 630-516-13     |
| STANDARD OBTURATOR<br>                                                                                                             | 630-515-14                   | 630-516-14     |
| TELESCOPE BRIDGE<br>only for use with the urethrotom sheaths of this system; and resectoscopic sheaths 630-510-13 / 630-511-13<br> | 630-510-25                   | 630-511-25     |

### STRICTURE KNIVES

➡ 13 Fr./11 Fr.

| Description                                                                                                                 | Art. No.   |  |
|-----------------------------------------------------------------------------------------------------------------------------|------------|--|
| STRICTURE KNIFE<br>▶ straight<br>      | 630-515-50 |  |
| STRICTURE KNIFE<br>▶ round<br>         | 630-515-55 |  |
| STRICTURE KNIFE<br>▶ sickle shaped<br> | 630-515-60 |  |
| STRICTURE KNIFE<br>▶ hook shaped<br>   | 630-515-65 |  |



# HF GENERATOR & CONNECTION CABLES



# HF GENERATOR **PLASMA WAVE**

▶ PWT-400



## HF Generator for electrical surgery **PWT-400** **SMART - SAFE - POWERFUL**

Many options – one device.



### SMART

- ▶ Multi disciplinary use
- ▶ Optimized modes for various clinical applications
- ▶ 99 storage positions for application-specific programs/profiles
  - All presets can be adapted individually
  - Customizable program settings and descriptions

### SAFE

- ▶ Self-test during system start and permanent auto check during use
- ▶ Current leakage monitoring
- ▶ Neutral electrode monitoring:
  - use of small neutral electrodes for pediatrics or neonates possible
  - use of split neutral electrodes possible

### POWERFUL

- ▶ Accurate, smooth incisions and effective coagulation due to optimized presettings
- ▶ 14 monopolar and bipolar cutting modes and 10 coagulation modes; self-adjusting of output power

### HYBRID RESECTOSCOPY SYSTEMS

- ▶ **A perfect match!** The Plasma Wave HF generator and the TONTARRA bipolar resectoscopy system are perfectly synchronized to each other. Excellent resection effect due to precisely adjusted parameters.

For technical data & more details please ask for our Plasma Wave brochure.



- ▶ Suitable for monopolar and bipolar applications
- ▶ The unit features the simultaneous use of two monopolar handles
- ▶ Compatible with one or two twin foot-switches
- ▶ Intuitive menu navigation via touch display



Twin foot-switch

### HF connection cables for PWT-400


HF-connection cables **monopolar**

3 m: Art. No. 582-533-04



HF-connection cables **bipolar**, to connect:

- working element to HF generator  
3 m: Art. No. 287-215-30BR



- bipolar electrodes to HF generator  
3 m: Art. No. 287-215-30  
5 m: Art. No. 287-215-50






# HF GENERATOR & HF CONNECTION CABLES

- ▶ HF Unit Plasma Wave PWT 400



## HF UNIT PLASMA WAVE






| Description                                                                                                                                                                                                                      | Art. No.   |
|----------------------------------------------------------------------------------------------------------------------------------------------------------------------------------------------------------------------------------|------------|
| PWT-400 Plasma Wave; HF generator for electrical surgery<br>  | 540-280-50 |
| TWIN FOOT-SWITCH<br>                                                                                                                          | 540-285-50 |

## HF CONNECTION CABLES

- ▶ Monopolar HF connection cables

### HF CONNECTION CABLES; **MONOPOLAR**

- ▶ to connect working elements to HF generator; **monopolar** mode for resectoscopy
- ▶ to connect flexible **monopolar** HF electrodes for hysteroscopy to HF generator

| Available for following units:                              | 3.0 m      | Instrument-side                                                                      | Unit-side                                                                             |
|-------------------------------------------------------------|------------|--------------------------------------------------------------------------------------|---------------------------------------------------------------------------------------|
| Aesculap/Rudolf/Martin/Berchthold GN; Ø 4.0 mm              | 582-530-01 |  |  |
| Erbe/Storz; Ø 5.0 mm                                        | 582-531-02 |                                                                                      |  |
| Valleylab, Conmed; Bowa; Ø 8.0 mm                           | 582-532-03 |                                                                                      |  |
| TONTARRA mod. PWT-400; Equipment with banana plug; Ø 4.0 mm | 582-533-04 |                                                                                      |  |

## HF CONNECTION CABLES

- ▶ Bipolar HF connection cables



HF CONNECTION CABLES; **BIPOLAR** ▶ to connect working element to HF generator; **bipolar** mode for resectoscopy

| Description                                                                                     | Length | Art. No.     | Instrument-side | Unit-side |
|-------------------------------------------------------------------------------------------------|--------|--------------|-----------------|-----------|
| Erbe ICC/ACC; Storz                                                                             | 3.0 m  | 287-200-30BR |                 |           |
| Berchthold/Martin mod. Maxium                                                                   | 3.0 m  | 287-205-30BR |                 |           |
| TONTARRA mod. PWT-400; International Models; 2-pins                                             | 3.0 m  | 287-215-30BR |                 |           |
| Erbe mod. VIO300D; Erbe mod. VIO3; with multicontact connection; Karl Storz mod. Autocon II 400 | 3.0 m  | 287-220-30BR |                 |           |
| Emed-HF mod. Spectrum                                                                           | 4.0 m  | 287-225-30BR |                 |           |
| Bowa mod. ARC 350 & 400                                                                         | 4.5 m  | 287-230-30BR |                 |           |

HF CONNECTION CABLES; **BIPOLAR** ▶ to connect semi-flexible **bipolar** HF electrodes for hysteroscopy to HF generator

| Available for following units:                                      | 3.0 m      | 5.0 m      | Instrument-side | Unit-side |
|---------------------------------------------------------------------|------------|------------|-----------------|-----------|
| Erbe, Storz/unit side round plug                                    | 287-200-30 | 287-200-50 |                 |           |
| Berchthold/ Martin/unit side round plug                             | 287-205-30 | 287-205-50 |                 |           |
| Us-Models; 2-pins/unit side banana plugs; Ø 4.0 mm                  | 287-210-30 | 287-210-50 |                 |           |
| TONTARRA PWT-400; Valleylab; International Models; 2 pins; Ø 4.0 mm | 287-215-30 | 287-215-50 |                 |           |



# ACCESSORIES

**ACCESSORIES**

► Suprapubic trocar-set



**SUPRAPUBIC TROCAR SET**

| Description                                                                                                                                                                                                                                                      | Art. No.                                                                                                |
|------------------------------------------------------------------------------------------------------------------------------------------------------------------------------------------------------------------------------------------------------------------|---------------------------------------------------------------------------------------------------------|
| <p>SUPRAPUBIC TROCAR SET (complete)</p> <p>Content:</p> <ul style="list-style-type: none"> <li>· Trocar with cannula tip 582-400-55)</li> <li>· trocar sleeve with pressure measuring channel (582-400-75)</li> <li>· stabilization disc (582-400-80)</li> </ul> | <p>582-400-45</p>     |
| <p>TROCAR SLEEVE<br/>with pressure measuring channel</p>                                                                                                                                                                                                         | <p>582-400-75</p>     |
| <p>TROCAR with PYRAMIDAL TIP</p>                                                                                                                                                                                                                                 | <p>582-400-50</p>    |
| <p>TROCAR with CANNULA TIP</p>                                                                                                                                                                                                                                   | <p>582-400-55</p>   |
| <p>ASPIRATION CANNULA</p>                                                                                                                                                                                                                                        | <p>582-400-60</p>   |
| <p>OVERFLOW CANNULA<br/>for pressure stabilization</p>                                                                                                                                                                                                           | <p>582-400-65</p>   |
| <p>GUIDE SLEEVE<br/>lateral opening</p>                                                                                                                                                                                                                          | <p>582-400-70</p>   |
| <p>STABILIZATION DISC<br/>lateral opening</p>                                                                                                                                                                                                                    | <p>582-400-80</p>  |

**ACCESSORIES**



▶ Dilating Bougies; Catheter Introduction; Penis Clamps



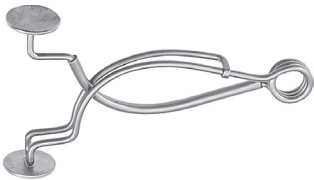

**VAN BUREN; DILATING BOUGIES ▶ 275 mm**

| Size   | Art. No.   | Size   | Art. No.   | Size   | Art. No.   |
|--------|------------|--------|------------|--------|------------|
| 8 Fr.  | 170-620-08 | 18 Fr. | 170-620-18 | 28 Fr. | 170-620-28 |
| 10 Fr. | 170-620-10 | 20 Fr. | 170-620-20 | 30 Fr. | 170-620-30 |
| 12 Fr. | 170-620-12 | 22 Fr. | 170-620-22 | 32 Fr. | 170-620-32 |
| 14 Fr. | 170-620-14 | 24 Fr. | 170-620-24 | 34 Fr. | 170-620-34 |
| 16 Fr. | 170-620-16 | 26 Fr. | 170-620-26 | 36 Fr. | 170-620-36 |

**GUYON-CATHETER INTRODUCING INSTRUMENTS**

| Curved; 35 cm (13.8")                                                               | Straight; 39 cm (15.4")                                                              |
|-------------------------------------------------------------------------------------|--------------------------------------------------------------------------------------|
|  |  |
| 170-268-36                                                                          | 170-268-39                                                                           |

**PENIS CLAMPS**





| STOCKMANN; 8 cm (3.2")                                                              | STRAUSS; 11 cm (4.4")                                                                |
|-------------------------------------------------------------------------------------|--------------------------------------------------------------------------------------|
|  |  |
| 170-345-08                                                                          | 170-349-11                                                                           |

## ACCESSORIES




- ▶ Evacuators; Bladder Syringes; Tubing Connectors & Sealing caps








### ELLIK EVACUATOR & SHEATH CONNECTIONS

| Description                                                                                                             |                                                                                     | Art. No.     |
|-------------------------------------------------------------------------------------------------------------------------|-------------------------------------------------------------------------------------|--------------|
| ELLIK EVACUATOR<br>without connection; glass<br>Content: Glass 582-400-20; Ball 582-400-25                              |  | 582-400-05   |
| SHEATH CONNECTION<br>with locking<br>Conus length: 36 mm; Tube length: 115 mm                                           |  | 582-400-10   |
| SHEATH CONNECTION for ELLIK evacuator<br>with connection; <b>Quick Lock</b><br>Conus length: 36 mm; Tube length: 115 mm |  | 582-400-10QL |
| SHEATH CONNECTION with cone<br>Conus length: 32.7 mm; Tube length: 115 mm                                               |  | 582-400-15   |

### BLADDER SYRINGES

| Size   | With QuickLock  | With sheath connection                                                               | Glass cylinder only                                            |
|--------|----------------------------------------------------------------------------------------------------|--------------------------------------------------------------------------------------|----------------------------------------------------------------|
|        |                 |  | For your convenience we also offer the cylinder as spare part. |
| 50 ml  | 582-405-05                                                                                         | 582-410-05                                                                           | 582-410-05Z                                                    |
| 75 ml  | 582-405-07                                                                                         | 582-410-07                                                                           | 582-410-07Z                                                    |
| 100 ml | 582-405-10                                                                                         | 582-410-10                                                                           | 582-410-10Z                                                    |
| 150 ml | 582-405-15                                                                                         | 582-410-15                                                                           | 582-410-15Z                                                    |

### TUBING CONNECTORS & SEALING CAPS



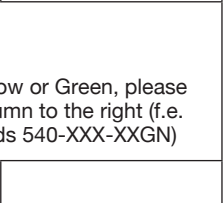
| Description                                                                            |                                                                                       | Art. No.   |
|----------------------------------------------------------------------------------------|---------------------------------------------------------------------------------------|------------|
| LuerLock TUBING CONNECTOR                                                              |  | 087-940-01 |
| LuerLock TUBING CONNECTOR with STOPCOCK                                                |  | 087-940-02 |
| SEALING CAP for instrument channel<br>with special WATER STOP VALVE;<br>10 pc. per box |  | 499-198-00 |
|                                                                                        | <b>3-7 Fr.</b>                                                                        |            |
|                                                                                        | <b>5-9 Fr.</b>                                                                        | 499-198-01 |
| SEALING CAP for instrument channel; 10 pc. per box                                     |  | 499-199-00 |
| SHAFT SEALING ADAPTER for use in female urethroscopy                                   |  | 582-090-00 |

**ACCESSORIES**

► Light Guide Cables & Connectors














**FIBER LIGHT GUIDE CABLES Ø 3.5 mm** ► Stability & resistance for a long life time  
 ► without connectors

| Description                                         | Standard Cold Light Line                 | HTT High Temperature Technology Line                                                                                                                                                                                                                                                                     | HP High Performance Line |    |
|-----------------------------------------------------|------------------------------------------|----------------------------------------------------------------------------------------------------------------------------------------------------------------------------------------------------------------------------------------------------------------------------------------------------------|--------------------------|---------------------------------------------------------------------------------------|
| <b>Cold light sources</b>                           | <b>HALOGEN</b><br>careful w/Xenon light! | for all cold light sources (excellent light transmission)                                                                                                                                                                                                                                                |                          |                                                                                       |
|                                                     |                                          | optimized for <b>XENON</b>                                                                                                                                                                                                                                                                               | optimized for <b>LED</b> |                                                                                       |
| <b>Sizes</b>                                        | <b>Art. No.'s</b>                        |                                                                                                                                                                                                                                                                                                          |                          |   |
| Ø 3.5 x 1800 mm Length                              | 540-803-18                               | 540-813-18                                                                                                                                                                                                                                                                                               | 540-823-18               |                                                                                       |
| Ø 3.5 x 2300 mm Length                              | 540-803-23                               | 540-813-23                                                                                                                                                                                                                                                                                               | 540-823-23               |                                                                                       |
| Ø 3.5 x 3000 mm Length                              | 540-803-30                               | 540-813-30                                                                                                                                                                                                                                                                                               | 540-823-30               |                                                                                       |
| Ø 3.5 x 5000 mm Length                              | 540-803-50                               | 540-813-50                                                                                                                                                                                                                                                                                               | 540-823-50               |                                                                                       |
| Ø 2.5 x 1800 mm Length                              |                                          | 540-812-18                                                                                                                                                                                                                                                                                               | 540-822-18               |                                                                                       |
| Ø 2.5 x 2300 mm Length                              |                                          | 540-812-23                                                                                                                                                                                                                                                                                               | 540-822-23               |                                                                                       |
| Ø 2.5 x 3000 mm Length                              |                                          | 540-812-30                                                                                                                                                                                                                                                                                               | 540-822-30               |                                                                                       |
| Ø 2.5 x 5000 mm Length                              |                                          | 540-812-50                                                                                                                                                                                                                                                                                               | 540-822-50               |  |
| <b>Tube colours</b><br>The Standard colour is grey. | Only available in grey                   | ● LL (Lilac) ● YW (Yellow) ● GN (Green)<br>Colour Coding made easy:<br>If you want to order one of the shown colours Lilac, Yellow or Green, please indicate the corresponding extensions shown in the column to the right (f.e. for a green cable add „GN“, the article number then reads 540-XXX-XXGN) |                          |                                                                                       |
| Colour of introduction piece                        | Black                                    | Blue                                                                                                                                                                                                                                                                                                     | White                    |                                                                                       |

For further information please ask for our Light Guide Cable brochure.

**LIGHT CABLE CONNECTORS**

| Projector-Side (light input) |            |                                                                                     | Telescope-Side (light output)         |            |                                                                                       |
|------------------------------|------------|-------------------------------------------------------------------------------------|---------------------------------------|------------|---------------------------------------------------------------------------------------|
| Storz/Aesculap               | 540-890-02 |  | TONTARRA/Storz/Aesculap/Olympus (old) | 540-880-02 |  |
| Olympus/ACMI                 | 540-890-10 |  |                                       | 540-880-04 |  |
| Olympus new (switch)         | 540-890-14 |  | Olympus new                           | 540-880-13 |  |
| Wolf                         | 540-890-04 |  | Wolf/Dyonics snap                     | 540-880-13 |  |
|                              |            |                                                                                     | Wolf/ Dyonics clip                    | 540-880-05 |  |
| ACMI/British/Codman          | 540-890-01 |  | ACMI/British/Codman                   | 540-880-01 |  |

**ACCESSORIES**

- ▶ Bipolar HF connection cables



**HF CONNECTION CABLES; BIPOLAR** ▶ to connect working element to HF generator; **bipolar** modus for resectoscopy

| Description                                                                              | Length | Art. No.     | Instrument-side | Unit-side |
|------------------------------------------------------------------------------------------|--------|--------------|-----------------|-----------|
| Erbe mod. ICC/ACC; Storz                                                                 | 3.0 m  | 287-200-30BR |                 |           |
| Berchthold/Martin mod. Maxium                                                            | 3.0 m  | 287-205-30BR |                 |           |
| TONTARRA mod. PWT-400; International Models; 2-pins                                      | 3.0 m  | 287-215-30BR |                 |           |
| Erbe mod. VIO300D; and VIO3 with multi-contact connector; Karl Storz mod. Autocon II 400 | 3.0 m  | 287-220-30BR |                 |           |
| Emed-HF mod. Spectrum                                                                    | 4.0 m  | 287-225-30BR |                 |           |
| Bowa mod. ARC 350 & 400                                                                  | 4.5 m  | 287-230-30BR |                 |           |

**HF CONNECTION CABLES; BIPOLAR** ▶ to connect semi-flexible **bipolar** HF electrodes for cystoscopy to HF generator

| Available for following units:                                           | 3.0 m      | 5.0 m      | Instrument-side | Unit-side |
|--------------------------------------------------------------------------|------------|------------|-----------------|-----------|
| Erbe/Storz; unit side round plug                                         | 287-200-30 | 287-200-50 |                 |           |
| Berchthold/ Martin/unit side round plug                                  | 287-205-30 | 287-205-50 |                 |           |
| US-Models; 2-pins/unit side banana plugs; Ø 4.0 mm                       | 287-210-30 | 287-210-50 |                 |           |
| TONTARRA mod. PWT-400; Valleylab; International Models; 2 pins; Ø 4.0 mm | 287-215-30 | 287-215-50 |                 |           |



**ACCESSORIES**

- ▶ Monopolar HF connection cables
- ▶ Maintenance; storage & sterilization



**HF CONNECTION CABLES; MONOPOLAR**

- ▶ to connect working element to HF generator; **monopolar** mode for resectoscopy
- ▶ to connect flexible **monopolar** HF electrodes for cystoscopy to HF generator

| Available for following units:                                | 3.0 m      | Instrument-side | Unit-side |
|---------------------------------------------------------------|------------|-----------------|-----------|
| Aesculap/Rudolf/Martin/Berchthold GN; Ø 4.0 mm                | 582-530-01 |                 |           |
| Erbe/Storz; Ø 5.0 mm                                          | 582-531-02 |                 |           |
| Valleylab, Conmed; Bowa Ø 8.0 mm                              | 582-532-03 |                 |           |
| Equipment with banana plug; Ø 4.0 mm<br>TONTARRA mod. PWT-400 | 582-533-04 |                 |           |

**MAINTENANCE; STORAGE & STERILIZATION**

| Description                                                                                 |  | Art. No.   |
|---------------------------------------------------------------------------------------------|--|------------|
| PROTECTING SLEEVE for ELECTRODES<br>for storage and sterilization for up<br>to 8 electrodes |  | 590-000-03 |
| TAP & STOPCOCK LUBRICANT;<br>special grease for surgical instruments;<br>5 gram per box     |  | 582-095-00 |
| INSTRUCARE INSTRUMENT OIL SPRAY T3000;<br>400 ml                                            |  | 265-950-40 |



**INDEX**

|              |    |               |    |             |    |               |    |               |    |
|--------------|----|---------------|----|-------------|----|---------------|----|---------------|----|
| 087-940-01   | 94 | 287-230-30BR  | 31 | 582-400-65  | 92 | 583-020-23    | 16 | 583-480-12A   | 61 |
| 087-940-02   | 94 | 287-230-30BR  | 42 | 582-400-70  | 92 | 583-020-23A   | 16 | 583-480-12LL  | 61 |
| 170-268-36   | 93 | 287-230-30BR  | 48 | 582-400-75  | 92 | 583-020-30    | 16 | 583-480-12LLA | 61 |
| 170-268-39   | 93 | 287-230-30BR  | 90 | 582-400-80  | 92 | 583-020-30A   | 16 | 583-480-16    | 61 |
| 170-345-08   | 93 | 287-230-30BR  | 96 | 582-405-05  | 94 | 583-030-16    | 16 | 583-480-16A   | 61 |
| 170-349-11   | 93 | 499-198-00    | 94 | 582-405-07  | 94 | 583-030-16A   | 16 | 583-480-16LL  | 61 |
| 170-620-08   | 93 | 499-198-01    | 94 | 582-405-10  | 94 | 583-030-23    | 16 | 583-480-16LLA | 61 |
| 170-620-10   | 93 | 499-199-00    | 94 | 582-405-15  | 94 | 583-030-23A   | 16 | 583-490-16    | 61 |
| 170-620-12   | 93 | 540-280-50    | 89 | 582-410-05  | 94 | 583-030-30    | 16 | 583-490-16A   | 61 |
| 170-620-14   | 93 | 540-285-50    | 89 | 582-410-05Z | 94 | 583-030-30A   | 16 | 583-490-16LL  | 61 |
| 170-620-16   | 93 | 540-803-18    | 95 | 582-410-07  | 94 | 583-050-16    | 16 | 583-490-16LLA | 61 |
| 170-620-18   | 93 | 540-803-23    | 95 | 582-410-07Z | 94 | 583-050-16A   | 16 | 590-000-03    | 97 |
| 170-620-20   | 93 | 540-803-30    | 95 | 582-410-10  | 94 | 583-050-23    | 16 | 601-102-00    | 6  |
| 170-620-22   | 93 | 540-803-50    | 95 | 582-410-10Z | 94 | 583-050-23A   | 16 | 601-102-30    | 6  |
| 170-620-24   | 93 | 540-812-18    | 95 | 582-410-15  | 94 | 583-050-30    | 16 | 601-103-00HD2 | 6  |
| 170-620-26   | 93 | 540-812-23    | 95 | 582-410-15Z | 94 | 583-050-30A   | 16 | 601-103-12HD2 | 6  |
| 170-620-28   | 93 | 540-812-30    | 95 | 582-510-03  | 21 | 583-060-16    | 16 | 601-103-30HD2 | 6  |
| 170-620-30   | 93 | 540-812-50    | 95 | 582-510-03  | 81 | 583-060-16A   | 16 | 601-103-30HD2 | 19 |
| 170-620-32   | 93 | 540-813-18    | 95 | 582-510-05  | 21 | 583-060-23    | 16 | 601-103-30HD2 | 18 |
| 170-620-34   | 93 | 540-813-23    | 95 | 582-510-07  | 21 | 583-060-23A   | 16 | 601-103-70    | 6  |
| 170-620-36   | 93 | 540-813-30    | 95 | 582-511-05  | 21 | 583-060-30    | 16 | 601-104-00HD  | 6  |
| 265-950-40   | 97 | 540-813-50    | 95 | 582-511-07  | 21 | 583-060-30A   | 16 | 601-104-00HD  | 15 |
| 287-200-30   | 90 | 540-822-18    | 95 | 582-514-05  | 21 | 583-070-16    | 16 | 601-104-00HD2 | 6  |
| 287-200-30   | 96 | 540-822-23    | 95 | 582-514-07  | 21 | 583-070-16A   | 16 | 601-104-00HD2 | 15 |
| 287-200-30   | 21 | 540-822-30    | 95 | 582-515-05  | 21 | 583-070-23    | 16 | 601-104-00HD2 | 17 |
| 287-200-30BR | 31 | 540-822-50    | 95 | 582-516-05  | 21 | 583-070-23A   | 16 | 601-104-00HD2 | 56 |
| 287-200-30BR | 42 | 540-823-18    | 95 | 582-517-05  | 21 | 583-070-30    | 16 | 601-104-12HD  | 6  |
| 287-200-30BR | 48 | 540-823-23    | 95 | 582-530-01  | 89 | 583-070-30A   | 16 | 601-104-12HD  | 15 |
| 287-200-30BR | 90 | 540-823-30    | 95 | 582-530-01  | 97 | 583-110-10    | 81 | 601-104-12HD2 | 6  |
| 287-200-30BR | 96 | 540-823-50    | 95 | 582-530-01  | 21 | 583-160-10    | 81 | 601-104-12HD2 | 15 |
| 287-200-50   | 90 | 540-880-01    | 95 | 582-530-01  | 34 | 583-310-10    | 60 | 601-104-12HD2 | 18 |
| 287-200-50   | 96 | 540-880-02    | 95 | 582-530-01  | 36 | 583-310-10A   | 60 | 601-104-12HD2 | 17 |
| 287-200-50   | 21 | 540-880-04    | 95 | 582-530-01  | 42 | 583-310-16    | 60 | 601-104-30HD  | 6  |
| 287-205-30   | 90 | 540-880-05    | 95 | 582-530-01  | 85 | 583-310-16A   | 60 | 601-104-30HD  | 13 |
| 287-205-30   | 96 | 540-880-13    | 95 | 582-531-02  | 21 | 583-320-16    | 60 | 601-104-30HD  | 15 |
| 287-205-30   | 21 | 540-890-01    | 95 | 582-531-02  | 34 | 583-320-16A   | 60 | 601-104-30HD  | 17 |
| 287-205-30BR | 31 | 540-890-02    | 95 | 582-531-02  | 36 | 583-350-16    | 60 | 601-104-30HD2 | 6  |
| 287-205-30BR | 42 | 540-890-04    | 95 | 582-531-02  | 42 | 583-350-16A   | 60 | 601-104-30HD2 | 13 |
| 287-205-30BR | 48 | 540-890-10    | 95 | 582-531-02  | 85 | 583-360-10    | 60 | 601-104-30HD2 | 15 |
| 287-205-30BR | 90 | 540-890-14    | 95 | 582-531-02  | 89 | 583-360-10A   | 60 | 601-104-30HD2 | 17 |
| 287-205-30BR | 96 | 582-090-00    | 94 | 582-531-02  | 97 | 583-360-16    | 60 | 601-104-30HD2 | 14 |
| 287-205-50   | 90 | 582-095-00    | 97 | 582-532-03  | 21 | 583-360-16A   | 60 | 601-104-70HD  | 6  |
| 287-205-50   | 96 | 582-150-02GUB | 27 | 582-532-03  | 34 | 583-370-12    | 60 | 601-104-70HD  | 14 |
| 287-205-50   | 21 | 582-150-02GUB | 47 | 582-532-03  | 36 | 583-370-12A   | 60 | 601-104-70HD  | 15 |
| 287-210-30   | 90 | 582-180-00B   | 47 | 582-532-03  | 42 | 583-370-16    | 60 | 601-104-70HD2 | 6  |
| 287-210-30   | 96 | 582-180-01B   | 47 | 582-532-03  | 85 | 583-370-16A   | 60 | 601-104-70HD2 | 14 |
| 287-210-30   | 21 | 582-180-15    | 46 | 582-532-03  | 89 | 583-410-12    | 61 | 601-104-70HD2 | 15 |
| 287-210-50   | 90 | 582-180-21    | 45 | 582-532-03  | 97 | 583-410-12A   | 61 | 601-104-70HD2 | 17 |
| 287-210-50   | 96 | 582-180-22    | 45 | 582-533-04  | 21 | 583-410-12LL  | 61 | 601-110-05    | 7  |
| 287-210-50   | 21 | 582-180-23    | 46 | 582-533-04  | 34 | 583-410-12LLA | 61 | 601-110-05    | 60 |
| 287-215-30   | 21 | 582-180-24    | 45 | 582-533-04  | 36 | 583-410-16    | 61 | 601-110-10    | 7  |
| 287-215-30   | 90 | 582-180-26    | 45 | 582-533-04  | 42 | 583-410-16A   | 61 | 601-110-10    | 60 |
| 287-215-30   | 96 | 582-180-38    | 45 | 582-533-04  | 85 | 583-410-16LL  | 61 | 601-110-15    | 7  |
| 287-215-30BR | 31 | 582-180-39    | 45 | 582-533-04  | 89 | 583-410-16LLA | 61 | 601-110-15    | 60 |
| 287-215-30BR | 42 | 582-180-40B   | 47 | 582-533-04  | 97 | 583-460-12    | 61 | 601-110-20    | 7  |
| 287-215-30BR | 48 | 582-180-40B-S | 47 | 582-610-02  | 62 | 583-460-12A   | 61 | 601-110-20    | 60 |
| 287-215-30BR | 90 | 582-180-41B   | 47 | 582-610-03  | 62 | 583-460-12LL  | 61 | 601-112-00    | 6  |
| 287-215-30BR | 96 | 582-180-41B-S | 47 | 582-610-05  | 62 | 583-460-12LLA | 61 | 601-112-30    | 6  |
| 287-215-50   | 21 | 582-180-42B   | 47 | 582-720-00  | 58 | 583-460-16    | 61 | 601-130-45    | 67 |
| 287-215-50   | 90 | 582-180-42B-S | 47 | 582-720-01  | 58 | 583-460-16A   | 61 | 601-130-90    | 67 |
| 287-215-50   | 96 | 582-180-43B   | 47 | 582-720-02  | 58 | 583-460-16LL  | 61 | 601-135-45    | 70 |
| 287-220-30BR | 31 | 582-180-43B-S | 47 | 582-720-03  | 58 | 583-460-16LLA | 61 | 601-135-90    | 70 |
| 287-220-30BR | 42 | 582-180-44B   | 47 | 582-720-05  | 58 | 583-472-12    | 61 | 601-140-45    | 67 |
| 287-220-30BR | 48 | 582-400-05    | 94 | 583-010-16  | 16 | 583-472-12A   | 61 | 601-145-00    | 73 |
| 287-220-30BR | 90 | 582-400-10    | 94 | 583-010-16A | 16 | 583-472-12LL  | 61 | 601-150-01    | 67 |
| 287-220-30BR | 96 | 582-400-10QL  | 94 | 583-010-23  | 16 | 583-472-12LLA | 61 | 601-150-01    | 70 |
| 287-225-30BR | 31 | 582-400-15    | 94 | 583-010-23A | 16 | 583-472-16    | 61 | 601-150-03    | 67 |
| 287-225-30BR | 42 | 582-400-45    | 92 | 583-010-30  | 16 | 583-472-16A   | 61 | 601-150-03    | 70 |
| 287-225-30BR | 48 | 582-400-50    | 92 | 583-010-30A | 16 | 583-472-16LL  | 61 | 601-150-04    | 67 |
| 287-225-30BR | 90 | 582-400-55    | 92 | 583-020-16  | 16 | 583-472-16LLA | 61 | 601-150-04    | 70 |
| 287-225-30BR | 96 | 582-400-60    | 92 | 583-020-16A | 16 | 583-480-12    | 61 | 601-150-06    | 73 |



**INDEX**

|              |    |               |    |               |    |              |    |            |    |
|--------------|----|---------------|----|---------------|----|--------------|----|------------|----|
| 601-150-07   | 73 | 630-047-25    | 52 | 630-240-25B   | 30 | 630-400-50   | 56 | 630-500-14 | 81 |
| 601-160-02   | 73 | 630-047-26    | 52 | 630-240-30    | 33 | 630-400-60   | 56 | 630-500-15 | 81 |
| 601-160-03   | 73 | 630-047-30    | 52 | 630-240-30B   | 30 | 630-400-65   | 56 | 630-500-20 | 81 |
| 601-203-00HD | 6  | 630-048-00    | 51 | 630-240-35    | 33 | 630-400-70   | 56 | 630-500-25 | 81 |
| 601-203-30HD | 6  | 630-048-08    | 51 | 630-240-35B   | 30 | 630-401-15   | 57 | 630-502-13 | 81 |
| 630-012-17   | 13 | 630-048-10    | 51 | 630-240-40    | 33 | 630-401-26   | 57 | 630-505-07 | 82 |
| 630-012-19   | 13 | 630-048-12    | 51 | 630-240-40B   | 30 | 630-401-30   | 57 | 630-505-10 | 82 |
| 630-012-21   | 13 | 630-048-14    | 51 | 630-240-40B-S | 30 | 630-405-05   | 57 | 630-505-12 | 82 |
| 630-012-23   | 13 | 630-048-58    | 51 | 630-240-41    | 36 | 630-405-10   | 57 | 630-507-07 | 82 |
| 630-012-25   | 13 | 630-048-60    | 51 | 630-240-45    | 33 | 630-405-15   | 57 | 630-507-09 | 82 |
| 630-017-17   | 13 | 630-048-62    | 51 | 630-240-45B   | 31 | 630-405-20   | 57 | 630-507-11 | 82 |
| 630-017-19   | 13 | 630-048-64    | 51 | 630-240-50    | 33 | 630-405-25   | 57 | 630-510-13 | 83 |
| 630-017-21   | 13 | 630-050-05    | 52 | 630-240-55    | 33 | 630-405-60BU | 57 | 630-510-14 | 83 |
| 630-017-23   | 13 | 630-200-24    | 32 | 630-240-55B   | 31 | 630-406-01   | 57 | 630-510-20 | 83 |
| 630-017-25   | 13 | 630-200-27    | 36 | 630-240-60    | 33 | 630-406-06   | 57 | 630-510-25 | 83 |
| 630-020-17   | 13 | 630-202-24    | 32 | 630-240-60B   | 31 | 630-406-16   | 57 | 630-510-25 | 86 |
| 630-020-19   | 13 | 630-202-27    | 36 | 630-240-65    | 33 | 630-420-12   | 68 | 630-510-50 | 85 |
| 630-020-21   | 13 | 630-204-06    | 28 | 630-240-65B   | 31 | 630-420-14   | 68 | 630-510-55 | 85 |
| 630-020-23   | 13 | 630-204-07    | 28 | 630-240-70    | 33 | 630-420-17   | 68 | 630-510-60 | 85 |
| 630-020-25   | 13 | 630-204-08    | 35 | 630-240-70B   | 31 | 630-420-22   | 69 | 630-510-65 | 85 |
| 630-025-17   | 13 | 630-204-26    | 28 | 630-240-75B   | 31 | 630-420-24   | 69 | 630-510-70 | 85 |
| 630-025-19   | 13 | 630-204-26    | 28 | 630-240-80    | 34 | 630-420-27   | 69 | 630-511-13 | 83 |
| 630-025-21   | 13 | 630-204-28    | 35 | 630-240-85    | 34 | 630-420-32   | 68 | 630-511-14 | 83 |
| 630-025-23   | 13 | 630-209-06    | 28 | 630-240-90    | 34 | 630-420-34   | 68 | 630-511-25 | 83 |
| 630-025-25   | 13 | 630-209-07    | 28 | 630-240-95    | 34 | 630-420-37   | 68 | 630-511-25 | 86 |
| 630-030-00   | 14 | 630-209-08    | 35 | 630-300-19    | 41 | 630-420-42   | 69 | 630-511-50 | 85 |
| 630-030-01   | 14 | 630-209-26    | 28 | 630-304-01    | 41 | 630-420-44   | 69 | 630-511-55 | 85 |
| 630-030-02   | 14 | 630-209-26    | 28 | 630-304-21    | 41 | 630-420-47   | 69 | 630-511-60 | 85 |
| 630-030-21   | 14 | 630-209-28    | 35 | 630-309-01    | 41 | 630-423-12   | 71 | 630-511-65 | 85 |
| 630-030-22   | 14 | 630-215-24    | 29 | 630-309-21    | 41 | 630-423-17   | 71 | 630-511-70 | 85 |
| 630-035-00   | 15 | 630-215-27    | 35 | 630-315-19    | 41 | 630-430-00   | 71 | 630-512-09 | 84 |
| 630-035-05   | 15 | 630-220-24    | 29 | 630-325-19    | 41 | 630-430-09   | 71 | 630-512-13 | 84 |
| 630-035-10   | 15 | 630-220-27    | 35 | 630-335-10    | 40 | 630-430-12   | 71 | 630-512-14 | 84 |
| 630-035-13   | 15 | 630-225-24    | 29 | 630-335-10B   | 40 | 630-430-15   | 71 | 630-512-50 | 85 |
| 630-035-15   | 15 | 630-225-27    | 35 | 630-335-60    | 40 | 630-430-18   | 71 | 630-512-55 | 85 |
| 630-035-20   | 15 | 630-230-09    | 84 | 630-335-60B   | 40 | 630-430-21   | 71 | 630-512-60 | 85 |
| 630-035-25   | 15 | 630-230-24    | 29 | 630-340-00    | 42 | 630-430-24   | 71 | 630-512-65 | 85 |
| 630-035-25   | 29 | 630-230-27    | 35 | 630-340-00B   | 42 | 630-430-27   | 71 | 630-512-70 | 85 |
| 630-035-25   | 35 | 630-235-10    | 32 | 630-340-00B-S | 42 | 630-430-30   | 71 | 630-515-13 | 86 |
| 630-035-30   | 17 | 630-235-10B   | 27 | 630-340-05    | 42 | 630-432-05   | 71 | 630-515-14 | 86 |
| 630-035-35   | 17 | 630-235-11    | 32 | 630-340-05B   | 42 | 630-432-10   | 71 | 630-515-50 | 86 |
| 630-035-85   | 17 | 630-235-60    | 32 | 630-340-05B-S | 42 | 630-435-15   | 74 | 630-515-55 | 86 |
| 630-040-00   | 18 | 630-235-60B   | 27 | 630-340-10    | 42 | 630-435-20   | 74 | 630-515-60 | 86 |
| 630-040-05   | 18 | 630-235-61    | 32 | 630-340-10B   | 42 | 630-435-25   | 74 | 630-515-65 | 86 |
| 630-040-10   | 18 | 630-240-00    | 33 | 630-340-10B-S | 42 | 630-435-30   | 74 | 630-516-13 | 86 |
| 630-040-15   | 18 | 630-240-00B   | 30 | 630-340-15    | 42 | 630-435-35   | 74 | 630-516-14 | 86 |
| 630-042-01   | 19 | 630-240-00BPI | 30 | 630-340-15B   | 42 | 630-435-40   | 74 |            |    |
| 630-042-02   | 19 | 630-240-00B-S | 30 | 630-340-15B-S | 42 | 630-435-45   | 74 |            |    |
| 630-042-15   | 19 | 630-240-01    | 36 | 630-340-20    | 42 | 630-450-35   | 72 |            |    |
| 630-042-20   | 19 | 630-240-05    | 33 | 630-350-05    | 38 | 630-450-38   | 72 |            |    |
| 630-042-21   | 20 | 630-240-05B   | 30 | 630-350-55    | 38 | 630-451-35   | 72 |            |    |
| 630-042-22   | 20 | 630-240-06    | 36 | 630-350-90    | 38 | 630-451-38   | 72 |            |    |
| 630-042-23   | 20 | 630-240-10    | 33 | 630-351-05    | 38 | 630-452-35   | 72 |            |    |
| 630-042-25   | 20 | 630-240-10B   | 30 | 630-351-55    | 38 | 630-452-38   | 72 |            |    |
| 630-045-23   | 50 | 630-240-10B-S | 30 | 630-351-90    | 38 | 630-453-18   | 75 |            |    |
| 630-045-30   | 50 | 630-240-11    | 36 | 630-352-05    | 38 | 630-454-18   | 75 |            |    |
| 630-045-35   | 50 | 630-240-15    | 33 | 630-352-55    | 38 | 630-455-18   | 75 |            |    |
| 630-045-40   | 50 | 630-240-15B   | 30 | 630-352-90    | 38 | 630-461-16   | 75 |            |    |
| 630-046-08   | 52 | 630-240-15B-S | 30 | 630-353-55    | 38 | 630-461-30   | 72 |            |    |
| 630-046-12   | 52 | 630-240-20    | 33 | 630-400-21    | 56 | 630-470-35   | 72 |            |    |
| 630-047-08   | 52 | 630-240-20B   | 30 | 630-400-30    | 56 | 630-471-18   | 75 |            |    |
| 630-047-12   | 52 | 630-240-25    | 33 | 630-400-40    | 56 | 630-471-30   | 72 |            |    |



· WORLD WIDE DISTRIBUTION NETWORK ·



**TONTARRA Medizintechnik GmbH**  
Daimlerstr. 15 · 78573 Wurmlingen/Germany  
Tel: +49(0) 74 61/9 65 76 -0  
Fax: +49(0) 74 61/9 65 76 -26  
info@tontarra.de

[www.tontarra.de](http://www.tontarra.de)

All rights are reserved. Technical alterations are possible. This folder may be used for no other purpose than offering, buying and selling of our products. No part may be copied or reproduced in any form. In the case of misuse, we retain the rights to recall our catalogs and pricelists and to take legal actions.  
999-400-03E · 10.2018