

# Pressurecare



**Pressure Relief & Patient Positioning**



**Preventing Pressure Sores**  
The Goal is ZERO





# Trulife Overview

Trulife is an internationally based and managed group engaged in the creation, development, manufacture and marketing of niche healthcare products. In addition to Pressurecare pads for the Operating Table, the Group activities encompass product ranges, Orthopaedics, Prosthetics, Breastcare and Wheelchair cushions. For further details on all our product ranges please visit our website: [www.trulife.com](http://www.trulife.com)

## The Pressurecare Story

Trulife began making Breast Protheses in 1987 to make life for women following breast cancer, a little easier. We enjoy a well-deserved reputation as manufacturing the most natural products on the market today.

The knowledge that silicone is a well-recognised material in the medical industry, compatible with skin, durable, and excellent at relieving and re-distributing pressure, encouraged the Trulife team to pursue other uses for silicone.

In 1995 Trulife began manufacturing pressure relieving products for the operating theatre, helping prevent patients from developing pressure sores and nerve injury during surgery. We are now market leaders in many countries around the world.

## Mission Statement

The core philosophy is a belief in serving customers' needs through excellence in product innovation, quality in everything we do, extensive education and training offerings, and development of patient care through committed and dedicated people.

# Contents

## INTRODUCTION

Pressurecare ..... 4

## PRODUCT GUIDE

Table Pad Protection ..... 6  
 Head & Neck Protection ..... 8  
 Arm & Elbow Protection ..... 10  
 Body Protection..... 12  
 Leg & Knee Protection ..... 16  
 Ankle, Heel & Foot Protection..... 18  
 Patient Positioning Intensive Care Unit and Surgery ..... 20

## POSITIONING GUIDE

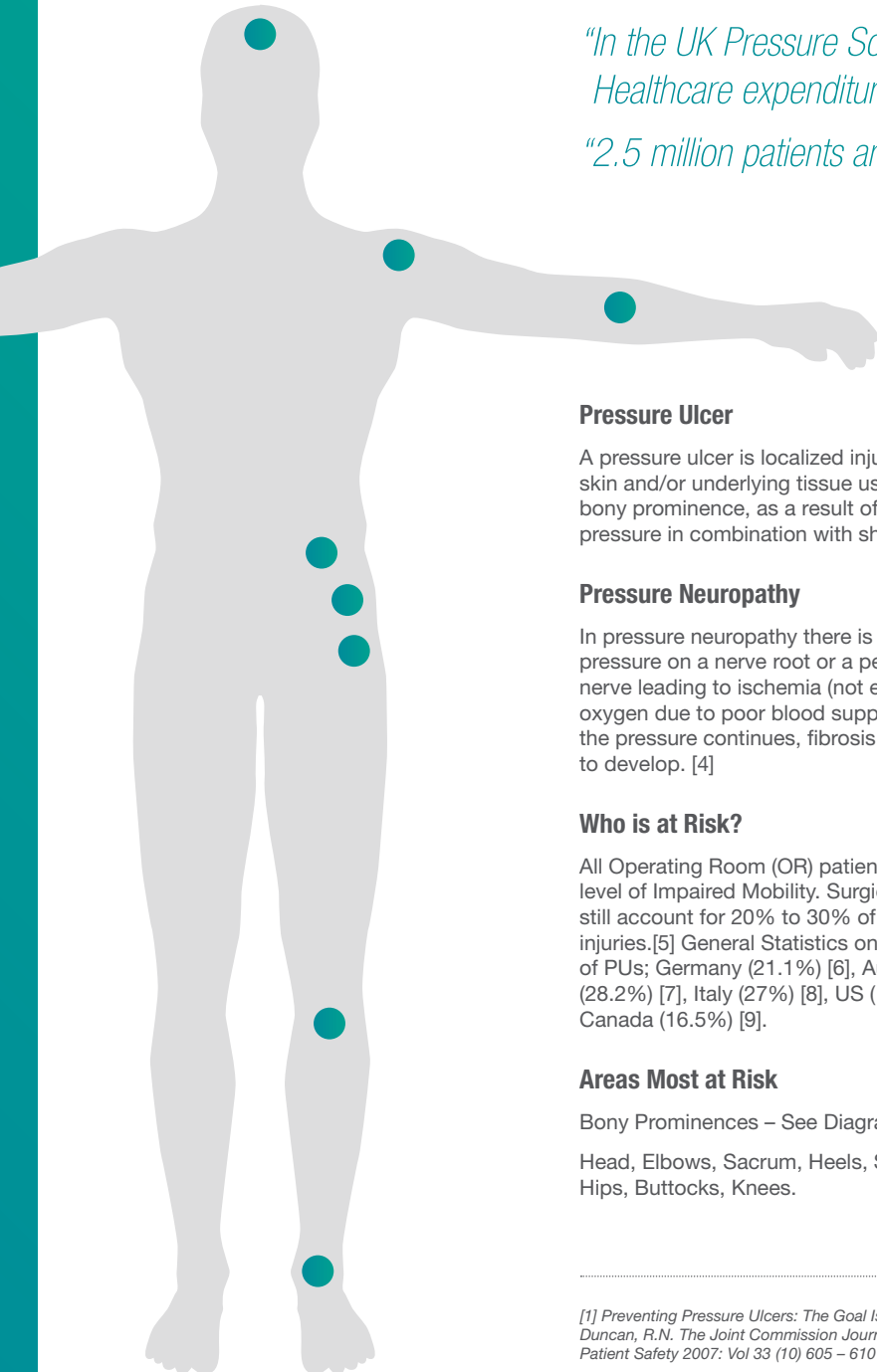
Supine ..... 26  
 Prone..... 27  
 Lateral..... 28  
 Lithotomy ..... 29

## TECHNICAL GUIDE

Section 1 – Patient Protection Test ..... 32  
 Section 2 – Patient Compatibility Tests ..... 35  
 Section 3 – General Use of Gel Pads in an Operating Room Environment..... 36  
 Section 4 – Durability Tests ..... 40

General Use..... 41  
 Conclusion..... 41  
 Summary ..... 42  
 Hospital comments on the Trulife Pressurecare Range ..... 44  
 Index..... 46

# Pressurecare



*“In the UK Pressure Sores absorb around 4% of the National Healthcare expenditure” [1]*

*“2.5 million patients are treated for pressure sores in the USA” [2]*

## Pressure Ulcer

A pressure ulcer is localized injury to the skin and/or underlying tissue usually over a bony prominence, as a result of pressure, or pressure in combination with shear [3]

## Pressure Neuropathy

In pressure neuropathy there is excessive pressure on a nerve root or a peripheral nerve leading to ischemia (not enough oxygen due to poor blood supply). If the pressure continues, fibrosis tends to develop. [4]

## Who is at Risk?

All Operating Room (OR) patients due to level of Impaired Mobility. Surgical patients still account for 20% to 30% of all pressure injuries.[5] General Statistics on Prevalence of PUs; Germany (21.1%) [6], Australia (28.2%) [7], Italy (27%) [8], US ( 11.5% ) [9], Canada (16.5%) [9].

## Areas Most at Risk

Bony Prominences – See Diagram

Head, Elbows, Sacrum, Heels, Shoulders, Hips, Buttocks, Knees.

## Aetiology: What happens?

- Prolonged Pressure
- Pressure on Blood Capillaries / Nerves
- Ischaemia & lack of Oxygen
- Skin Breakdown or Nerve Compression
- Pressure Ulcer / Neuropathy

## Principles of Safe Positioning

- Level of prolonged pressure on bony prominences and nerve endings
- Avoid Circulatory and Respiratory Insufficiency
- Attain Optimal Surgical Position Safely
- Facilitate Role of Anaesthetist

## Intervention - Pressure Injuries can be prevented! Use Preventative measures! Educate Staff!

Trulife offers an Extensive Range of Equipment for Pressurecare Management in the OR

The prevention of pressure injury assumes a fundamental role in health services economics and management. [10]

[1] Preventing Pressure Ulcers: The Goal Is Zero K. Duncan, R.N. *The Joint Commission Journal on Quality and Patient Safety* 2007: Vol 33 (10) 605 – 610

[2] The Cost of pressure ulcers in the UK G. Bennett, C. Dealey, J. Posnett *age and ageing: Vol 33 (3) 230 – 235*

[3] [www.epuap.org](http://www.epuap.org) [www.npuap.org](http://www.npuap.org)

[4] [www.medterms.com](http://www.medterms.com)

[5] Patient Positioning: Education is key. [www.surgicalproductsmag.com](http://www.surgicalproductsmag.com). 2010. Claire Williams Tager

[6] Lahmann N. et al., *J. Ostomy/Wound Management*. 52: 20-33, 2006. [

[7] Gardner A. et al., *J. Wound Practice and Research*. 17:134-145, 2009

[7] Lahmann N. et al., *J. Ostomy/Wound Management*. 52: 20-33, 2006

[8] Capon A. et al., *J. Advanced Nursing*. 58: 263-272, 2007

[9] Healthcare Management Council Inc. HMC: Hospitals lose \$2 Million in errors yearly. March 5, 2010. Assessed March 11, 2010 from: <http://www.hmc-benchmarks.com/2010/03/hmchospitals-lose-2-million-in-errors-yearly/>

[10] ECONOMIC EVALUATION OF PREVENTION OF PRESSURE ULCERS IN INTENSIVE CARE UNITS Andrade, Melanie 1\*, Nogueira, Fernanada 2, Morais, Ernesto 3: EPUAP Annual Meeting 2011

*Surgical patients  
account for 20%  
– 30% of all  
pressure injuries*



# Table Pad Protection

## AZURE PROFILE PADS



The Azure Table Pads combine the ultra-soft and lightweight silicone material on the base and the cured silicone gel on top, with a unique squared profile that cushions the body during surgery. The pads are up to 20% lighter than comparative gel pads.

Code	Description	Dimensions
AZ610	Universal Table Pad	520 x 520 x 10mm
AZ611	¼ Length Table Pad	1150 x 520 x 10mm

## OASIS ELITE TABLE PADS



The Oasis Elite Table Pads can be used to protect the body in all surgical positions. The ultra light weight pad consists of a foam base and a gel top, allowing for easy carrying and manipulation by OR staff.

Code	Description	Dimensions
EL030	Universal Table Pad	520 x 520 x 30mm
EL031	¼ Length Table Pad	1150 x 520 x 20mm

## OASIS TORSO OPERATING TABLE PAD



The Oasis torso pad is designed for use on sectioned tables. The torso section has a perineal cutout. The product provides protection during a variety of surgical procedures, particularly in the areas of Orthopaedics and Urology.

Code	Description	Dimensions
OA037	Torso Section	990 x 500 x 10mm

## OASIS STANDARD OPERATING TABLE PADS



These Oasis table pads provide protection over the entire surface area of the operating table and are recommended for use with patients in all positions. The pads are flexible, soft, comfortable and versatile and distribute weight evenly over the entire surface area.



Code	Description	Dimensions
OA030	Universal Table Pad	520 x 520 x 10mm
OA031	¼ Length Table Pad	1150 x 520 x 10mm
OA032	Full Length Table Pad	1800 x 520 x 10mm

### OASIS FULL LENGTH INCUBATOR PAD



P

Used to protect paediatric patients during all surgical procedures, this pad can also be used as a mattress overlay in hospital beds.

Code	Description	Dimensions
OA033	Paediatric Full Length Pad	605 x 335 x 10mm

### OASIS PERINEAL TABLE PAD



S P L LL P

The Oasis Perineal Pad provides excellent protection to the sacral area, a point of maximum pressure. It is essential for all patients in the lithotomy position.

Code	Description	Dimensions
OA040	Perineal Table Pad	520 x 520 x 10mm



# Head & Neck Protection

## AZURE HEAD PROTECTOR



The dual layer Azure Head Protector is innovatively designed to contour to the individual patient's head, conforming comfortably while providing effective protection to the patient.



Code	Description	Dimensions
AZ100	Infant/ Adolescent/Adult	260 x 250 x 50mm

## OASIS ELITE PRONE HEAD REST



Developed in conjunction with the Operating Staff at a leading hospital, the Oasis Elite Prone Head Rest is anatomically designed so that the patient's head can comfortably rest face down with respiratory tubes in place. The unique design provides excellent support, stability, comfort and protection during surgery in the prone position, with openings on both sides. The product is lightweight, durable and easy to handle.

Code	Description	Dimensions
EL141	Adult	280 x 240 x 140mm
EL142	Adolescent/Adult	273 x 220 x 135mm

## OASIS ELITE CLOSED HEAD RING



Unique gel & foam combination conforms comfortably to the patient's head, this head ring is suitable for use in many surgical procedures.



Code	Description	Dimensions
EL011	Infant/Adolescent	140 x 34mm
EL012	Adult	200 x 50mm

## OASIS OPEN HEAD RING



Soft, comfortable and durable, the Oasis Open Head Ring supports the patient's face, while allowing easy access for intubation during surgery.



Code	Description	Dimensions
OA021	Infant/ Adolescent	140 x 35mm
OA022	Adolescent/ Adult	200 x 50mm



## OASIS ELITE OPEN HEAD RING



P LL P

Combination of gel and foam provides stability and protection to the patient's face during surgery. An opening allows for intubation.



Code	Description	Dimensions
EL021	Infant/Adolescent	140 x 34mm
EL022	Adult	200 x 54mm

## OASIS ELITE SUPINE HEAD REST



S P

This Supine Head Rest is ideal for positioning the patient during eye surgery and other supine procedures. Ergonomically shaped to position the patient's head, while effectively protecting against the onset of pressure sores.

Code	Description	Dimensions
EL151	Adult	275 x 237 x 90mm
EL152	Adolescent/Adult	275 x 230 x 65mm

## OASIS CLOSED HEAD RING



S L LL P

Available in a wide variety of size options, the Oasis Closed Head Ring protects the head, neck and ears during all types of surgery and is suitable for use in many procedures.



Code	Description	Dimensions
OA010	Neonate/ New born	90 x 20mm
OA011	Infant/ Adolescent	140 x 35mm
OA012	Adolescent/ Adult	200 x 45mm

## OASIS FACE PAD



S L LL P

The Oasis Face Pad is ergonomically designed to protect the patient's forehead from pressure caused by endotracheal tubes.

Code	Description	Dimensions
OA140	One Size	165 x 80 x 8mm

## OASIS + HEAD & NECK SUPPORT



The Oasis + Head & Neck support is ergonomically designed to support the head and neck. The product has anti slip properties designed for additional safety. Proving popular in ENT for septoplasty, some cases of laryngoscopes and thyroidectomy.

S



Code	Description	Dimensions
OP151	Adult	264 x 220 x 64mm

# Arm & Elbow Protection

## AZURE ARM PROTECTOR



The Azure Arm Protector assumes the shape of the individual patient's arm, acting as a second layer of tissue and offering excellent protection against nerve damage.

Code	Description	Dimensions
AZ200	Infant/ Adolescent/Adult	330 x 140 x 30mm
AZ201	Adolescent/Adult	460 x 180 x 35mm

## OASIS ELITE ARMBOARD PAD



This flat armboard pad has a slight indentation to cradle the arm and provide effective pressure relief during various surgical procedures.

Code	Description	Dimensions
EL070	Infant/ Adolescent/Adult	400 x 125 x 20mm
EL072	Adolescent/Adult	600 x 125 x 20mm

## OASIS ELITE CONTOURED ARMBOARD PAD



This anatomically shaped armboard pad is designed to provide added support and stability to the arm in a variety of procedures.

Code	Description	Dimensions
EL401	Adult	510 x 155 x 40mm
EL402	Adolescent/Adult	395 x 140 x 40mm

## OASIS CONTOURED ARMBOARD PAD



This contoured armboard pad has been designed for use on a standard table extension. Its contoured shape provides excellent protection as well as keeping the arm in place.

Code	Description	Dimensions
OA101	Adult	510 x 150 x 35mm

## OASIS + LONG ARMBOARD PAD



The Long Armboard Pad completely relieves pressure on the elbow with a full recess. It can also bend and conform to different arm positions. Raised sides provide defined support. Rollable, to facilitate a neutral hand position if desired.

Code	Description	Dimensions
OP101	Adult	500 x 161 x 40mm

## OASIS ARMBOARD PADS



Oasis Armboard Pads provide the necessary protection whenever the arm is extended on an armboard. Suitable for all types of armboards.



Code	Description	Dimensions
OA070	Infant/ Adolescent/Adult	395 x 115 x 10mm
OA071	Infant/ Adolescent/Adult	600 x 200 x 10mm
OA072	Adolescent/Adult	600 x 125 x 10mm


## OASIS ULNAR / BRACHIAL NERVE PROTECTORS



The Oasis Ulner / Brachial Nerve Protectors are essential for providing protection to the sensitive areas of the elbows and arms.

Code	Description	Dimensions
OA061	Adolescent/Adult	460 x 210 x 8mm
OA062	Adolescent/Adult	460 x 380 x 8mm

## OASIS ARM RETAINER PAD



The Oasis Arm Retainer Pad has been specially designed to fit perspex / acrylic arm supports. It can be easily fitted with Velcro attachments.



Code	Description	Dimensions
OA100	One Size	170 x 110 x 18mm

# Body Protection

## AZURE SACRAL PROTECTOR



S L P

The Sacral area is an area of serious risk if left unprotected. The Azure Sacral protector has been designed to provide support in the supine and lithotomy positions by relieving pressure and focussing on peripheral support.



Code	Description	Dimensions
AZ300	Adolescent/Adult	400 x 380 x 25mm
AZ301	Adult	450 x 445 x 30mm

## OASIS ELITE PRONE LATERAL POSITIONING SYSTEM



P LL

The Prone/Lateral Positioning System from Trulife is the result of extensive research into the needs of Operating Room personnel for patients during surgical procedures in the prone/lateral position. Designed with both patient and surgical staff in mind, this system offers the ultimate pressure relieving protection and effective positioning all in one.


Code	Description	Dimensions
EL905	Oasis Elite Prone/Lateral Positioning System	675 x 500 x 100mm

### Replacement Parts Available:

EL906	Upper Left Section/Lower Right Section	275 x 250 x 100mm
EL907	Upper Right Section/Lower Left Section	275 x 250 x 100mm
EL908	Mid Left Section/Mid Right Section	125 x 250 x 100mm
EL912	Base Plate	500 x 500 x 6mm



## AZURE UNIVERSAL POSITIONER



S P LL P

This versatile and lightweight product can be used to position and protect the patient in variety of surgical procedures.



Code	Description	Dimensions
AZ500	Adolescent/Adult	425 x 155 x 60mm

## OASIS ELITE PRONE POSITIONER



P

The Prone Positioner gel and foam combination has been designed to provide effective positioning to the patient during surgical procedure in the prone position. For best protection, it is recommended to be used in conjunction with the Prone Head Rest.



Code	Description	Dimensions
EL903	Adult	610 x 530 x 130mm

## OASIS ELITE LARGE PRONE POSITIONER



P

The Large Prone Positioner eliminates pressure on the abdomen and facilitates easy ventilation and circulation during long cases in prone position, i.e. surgeries to the backs of legs and laminectomy procedure.



Code	Description	Dimensions
EL904	Adult	1115 x 520 x 140mm

## OASIS ELITE DOME POSITIONER



S P P

This lightweight positioner can be used to position and protect the patient during various surgical procedures in all positions. It can be used in many different applications.

Code	Description	Dimensions
EL210	Adolescent/Adult	350 x 150 x 75mm

## OASIS ELITE LATERAL POSITIONER



LL P

This positioning device permits a safe, quick and easy transition from supine to lateral. The patient's lower shoulder fits into the integral channel to provide exceptional patient comfort and nerve protection. The Lateral Positioner is designed for use in hip replacement, shoulder, kidney and other procedures. The built-in headrest and auxiliary support assists in proper spinal alignment and surgical site access.



Code	Description	Dimensions
EL900	Adolescent/Adult	720 x 500 x 160mm

## OASIS ELITE FLAT BOTTOM CHEST ROLLS



S P L LL

Chest Rolls provide excellent support and stability. The unique gel and foam combination means they are up to 75% lighter than comparative gel products, allowing for easy manipulation and handling by OR staff.

Code	Description	Dimensions
EL214	Adult	300 x 140 x 110mm
EL215	Adult	400 x 140 x 110mm
EL216	Adult	505 x 140 x 110mm
EL217	Adult	405 x 150 x 150mm
EL218	Adult	510 x 150 x 150mm

# Body Protection

## OASIS FLAT BOTTOM CHEST ROLLS



S P L LL P

These 100% silicone gel chest rolls provide excellent positioning and stability and are available in a wide variety of sizes.

Code	Description	Dimensions
OA211	Adult	305 x 95 x 75mm
OA212	Adult	405 x 95 x 75mm
OA213	Adult	505 x 92 x 75mm

## OASIS EXTREMITY BELT




S P L LL P

The Oasis Extremity Belt is used in many procedures for extra security in maintaining the position of the extremities on the operating table. Supplied in pairs.

Code	Description	Dimensions
OA113	Gel Section	315 x 45 x 10mm
OA113	Belt Section	1m

## OASIS UNIVERSAL PATIENT POSITIONERS



S P L LL P

These 100% silicone positioners are suitable for safe and effective positioning during all surgical procedures.

Code	Description	Dimensions
OA050	Infant/ Adolescent/Adult	150 x 60 x 40mm
OA051	Infant/ Adolescent/Adult	330 x 70 x 50mm
OA052	Adolescent/Adult	290 x 100 x 60mm
OA053	Adolescent/Adult	345 x 120 x 70mm

## OASIS PATIENT POSITIONING BELT



S P L LL

The Oasis Patient Positioning Belt ensures patient safety by providing stability and tissue protection on the Operating Table. By using the clip-lock attachment the belt can be easily adjusted to fit all operating tables. In case of emergency, there is an easy release clip lock that can be removed quickly.

Code	Description	Dimensions
OA110	Gel Section	505 x 85 x 8mm
OA110	Belt Section	2.5m

## OASIS ELITE POSITIONERS PRONE PAD



P

The Prone Pad facilitates easy ventilation, and eliminates pressure on the abdomen, during long cases in prone. Recommended for Laminectomy procedures and surgery to the back of the legs. This is an improvement on the EL914 for a better fit with the EL141, and also a better anatomical fit for both female and male genitalia.



Code	Description	Dimensions
ELP914	Adult	1014 x 480 x 140mm



## OASIS ELITE TRENDELENBURG SYSTEM



S

The Oasis Elite Trendelenburg System has been developed to overcome the challenges faced in the Trendelenburg position, primarily patient slippage, nerve injury and the formation of decubitus sores.

### Key Features

- Suitable for up to 40° Trendelenburg
- Holds patient securely in lateral tilt
- Dual-layer viscoelastic foam and integrated gel structure
- Reusable, durable and easily cleaned
- Carbon composite shoulder supports for steep Trendelenburg
- Rapid setup
- Restraint - Free

### Code Description

ELTS20	Elite Trendelenburg System 20°
--------	--------------------------------

Suitable for surgeries using up to 20° tilt

Includes:

1. TR012 - Trendelenburg Headrest
2. ELT900 - Elite Trendelenburg Positioner
3. ELT015 - ET Anti-Slip Mat

### Code Description

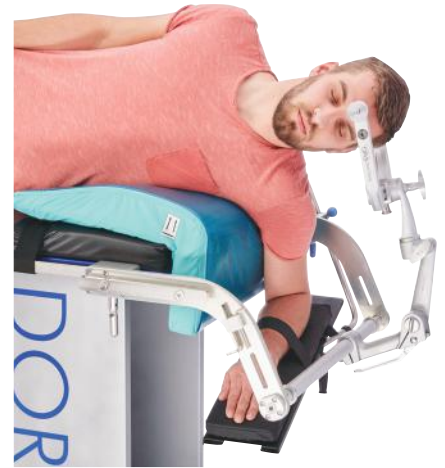
ELTS40	Elite Trendelenburg System 40°
--------	--------------------------------

Suitable for surgeries using up to 40° tilt

Includes:

1. TR012 - Trendelenburg Headrest
2. ELT900 - Elite Trendelenburg Positioner
3. ELT015 - ET Anti-Slip Mat
4. ELT21 - ET Shoulder Support x2
5. ELT22 - ET Arm Retainer x2
6. ELT23 - ET L-Bracket x2
7. ELT24 - ET Clamp x2  
(need to specify US, UK, EU)

## OASIS ELITE LATERAL PARK BENCH POSITIONER




LL

The Park-bench position is a modification of the Lateral position. This position provides the surgeon with better access to the Posterior Fossa in the Skull.

Code	Description	Dimensions
EL913	Adult	520mm x 413mm x 230mm



## OASIS + DISC



S P L LL P

Oasis+ Discs help to support gel products in place and aid in slip reduction.

### Code Description Dimensions

OP015	Infant/ Adolescent/Adult	200 x 200 x 4mm
-------	-----------------------------	-----------------

# Leg Protection

## AZURE LEG PROTECTOR



S P LL P

The Azure Leg Protector provides overall protection to the heel and leg area. Slightly raised behind the knee, the leg protector offers protection to the popliteal nerve and conforms superbly around the leg. Overall positioning, protection and alignment are the key features of this unique product.



Code	Description	Dimensions
AZ400	Adolescent/Adult	515 x 180 x 40mm

## AZURE CRUTCH STIRRUP PADS



L

These Crutch Stirrup Pads were designed for use with various types of legholders to protect the nerves and blood vessels in the leg during lithotomy procedures. Lightweight and flexible, the dual layer Azure pads come in pairs and protect against skin shear and nerve injury. Supplied in pairs.

Code	Description	Dimensions
AZ410	Adolescent/Adult	370 x 205 x 25mm

## OASIS ELITE KNEE PAD



P P

The Knee pad is used for various procedures in the prone position to protect the knees against pressure damage and the onset of pressure sores.



Code	Description	Dimensions
EL401	Adult	510 x 150 x 40mm
EL402	Adolescent/Adult	395 x 140 x 40mm

## OASIS ELITE LATERAL LEG POSITIONER



LL

This product is used to position the legs in a lateral position for kidney surgery and hip surgery. In addition to comfort, it facilitates optimal surgical positioning. This positioner also allows for knee and hip flexion. To use: Place patient on side, place upper limb on top (gel part of the product), and place lower limb underneath ledge.

Code	Description	Dimensions
EL800	Adult	650 x 400 x 230mm

## OASIS CRUTCH/UNIVERSAL PADS



L

The Oasis Crutch Stirrup Pads are designed to fit most types of stirrups. Supplied in pairs, they come in a variety of sizes.



Code	Description	Dimensions
OA090	Adolescent/Adult	320 x 220 x 10mm
OA091	Adolescent/Adult	395 x 245 x 10mm
OA092	Adolescent/Adult	520 x 300 x 10mm



A man in a white shirt is seated at a desk, looking at a laptop. He has his hand on his chin, appearing thoughtful. In the background, other people are blurred, suggesting a busy office or meeting environment. The text is overlaid on the right side of the image.

*In the UK Pressure Sores absorb around 4% of the National Healthcare expenditure*

# Ankle, Heel & Foot Protection

## AZURE HEEL PROTECTOR



S P

The heel area is one of extreme risk during any surgical procedure and special attention should be given to avoid any unnecessary damage. These lightweight protectors provide heel protection as well as stability and support. Supplied in pairs.



Code	Description	Dimensions
AZ401	Infant/ Adolescent/Adult	190 x 175 x 30mm

## OASIS HEEL PADS



S P

These 100% silicone gel pads are suitable for use in any supine procedure where the heels are at risk of skin breakdown and damage. Supplied in pairs.

Code	Description	Dimensions
OA130	Adolescent/Adult	180 x 100 x 70mm

## OASIS ELITE HEEL PADS



S P

The Oasis Elite Heel Pads provide support and maximum protection for the heels, even during the longest surgical procedures. They support the Achilles and effectively remove pressure from the heels. Supplied in pairs, the products are lightweight and easy to use.



Code	Description	Dimensions
EL130	Adolescent/Adult	180 x 100 x 70mm

## OASIS HEEL CUPS



S P

Oasis Heel Cups are designed to provide pressure relief for patient's heels. They are suitable for use during and after most surgical procedures and can be used also for patients who are confined to bed or are in a day chair. Supplied in pairs



Code	Description	Dimensions
OA131	Neonate/Infant/ Adolescent/Adult	105 x 90 x 43mm

## OASIS HEEL & ANKLE PROTECTOR



S L LL P

These unique pads are designed to fit around the heel and ankle like a boot with Velcro attachment. They provide protective padding for the heel when the patient is in the supine or lateral positions. Can also be used as a protector for the ankle and foot when using conventional ankle strap stirrups and lithotomy poles. Supplied in pairs



Code	Description	Dimensions
OA200	Adolescent/Adult	250 x 120 x 10mm

# Patient Positioning in the ICU & Operating room



# Elite Foam Positioners

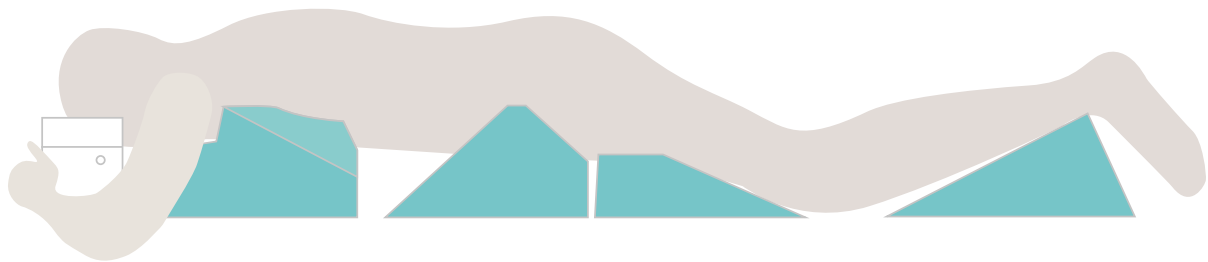

The **Trulife Elite Foam Positioners** range is designed to promote optimal positioning of the patient in the intensive care unit and during surgery. This lightweight range is designed for multi-purpose use, whilst offering stability and comfort. It is important to note that patients should be repositioned as per clinical guidelines every 2 hours and must be checked for correct anatomical alignment.

The **Elite Foam Positioners** offer a wide variety of products including the **ARDS Prone Pad System ELP200**. ARDS is Acute respiratory distress syndrome and is a type of respiratory failure characterized by the rapid onset of widespread inflammation in the lungs.

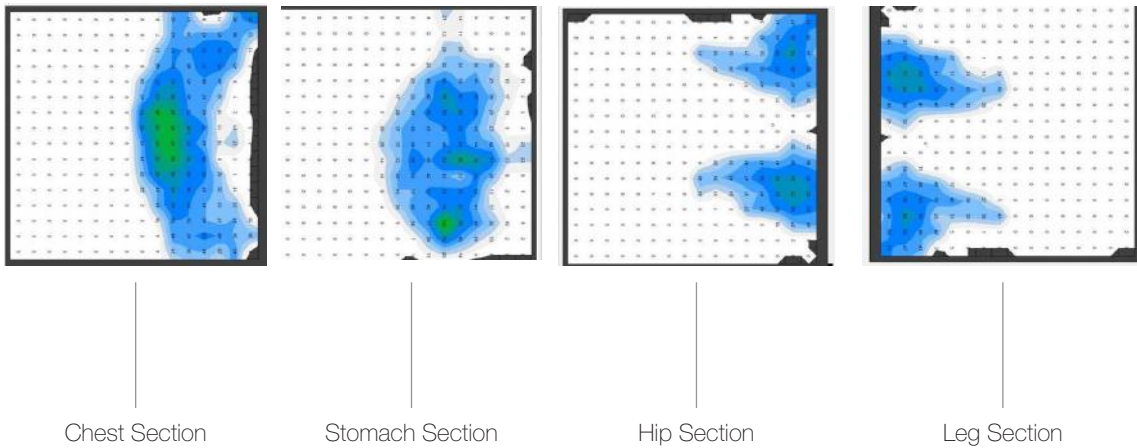
The ARDS prone pad is designed to encourage respiratory function through anatomical design allowing the area of the lungs to remain free from interference from the positioning pads, again patients should be repositioned as per clinical guidelines every 2 hours and must be checked for correct anatomical alignment.

<b>Features</b>	<b>Benefits</b>
High quality and reusable	Exceptional durability
Multi-purpose shapes	Facilitates multiple positions
Slow recovery foam	Offers optimal comfort
Immersive foam	Redistributes pressure effectively
Lightweight	Easy to use

## ARDS Prone Pad System **ELP200**



## Pressure Mapping



### Prone Pad Positioner



**Model No.** ELP914  
**Description** Adolescent/Adult  
**Dimensions (mm)** 1014 x 480 x 140



### Headrest Positioner



**Model No.** TR012  
**Description** Adolescent/Adult  
**Dimensions (mm)** 260 x 200 x 154



### Universal Positioner



**Model No.** ELP011  
**Description** Adolescent/Adult  
**Dimensions (mm)** 330 x 230 x 50



### Wedge Positioner



**Model No.** ELP049  
**Description** Adolescent/Adult  
**Dimensions (mm)** 250 x 200 x 100



### Roll Positioner



**Model No.** ELP214  
**Description** Adolescent/Adult  
**Dimensions (mm)** 500 x 120




### Prone Headrest Pad



**Model No.** ELP141  
**Description** Adult  
**Dimensions (mm)** 265 x 245 x 170



### Chest Positioning Pad



**Model No.** ELP215  
**Description** Adult  
**Dimensions (mm)** 500 x 300 x 171

### Stomach Positioning Pad



**Model No.** ELP216  
**Description** Adult  
**Dimensions (mm)** 500 x 300 x 161

### Hip Positioner Pad



**Model No.** ELP217  
**Description** Adult  
**Dimensions (mm)** 500 x 300 x 81

### Shin Positioning Pad



**Model No.** ELP218  
**Description** Adult  
**Dimensions (mm)** 500 x 310 x 150





*Researchers found that both the foam-and-gel mattress and the viscoelastic gel overlay were significantly more effective than the foam mattress in preventing skin changes and pressure injury, but the viscoelastic gel overlay was the most effective surface for preventing pressure injury.*

*(AORN Guidelines 2017)*

# Supine Positioning



Body Area	Product Description	Codes
<b>Head &amp; Neck</b>	Head Protector	AZ100
	Closed Head Rings	EL011 / 12 OA010 / 11 / 12
	Supine Head Rest	EL151 / 52
	Face Pad	OA140
	<b>Arm &amp; Elbow</b>	Arm Protectors
	Arm/Kneeboard Pads	EL070 / 72 / 401 / 402 OA101 / 070 / 071 / 072
	Ulnar / Brachial Protector	OA061 / 062
	Arm Retainer Pad	OA100
<b>Body</b>	Table Pads	AZ610 / 611 EL030 / 31 OA030 / 31 / 32 / 37 / 40
	Sacral Protector	AZ300 / 301
	Universal Positioner	AZ500
	Dome Positioner	EL210
	Patient Positioners	OA050 / 51 / 52 / 53
	Positioning Belt	OA110
	Extremity Belt	OA113
	Chest Rolls	EL214 / 215 / 216 / 217 / 218 OA211 / 212 / 213
<b>Leg &amp; Knee</b>	Leg Protector	AZ400
<b>Ankle, Heel &amp; Foot</b>	Heel Protector	AZ401
	Heel Pads	EL130 OA130
	Heel Cups	OA131
	Heel & Ankle Protector	OA200

# Prone Positioning



Body Area	Product Description	Codes	
<b>Head &amp; Neck</b>	Head Protector	AZ100	
	Open Head Rings	EL021 / 22 OA021 / 22	
	Prone Headrest	EL141 / 142	
<b>Arm &amp; Elbow</b>	Arm Protectors	AZ200 / 201	
	Armboard Pads	EL070 / 72 / 401 / 402 OA101 / 070 / 071 / 072	
<b>Body</b>	Table Pads	AZ610 / 611 EL030 / 31 OA030 / 31 / 32 / 37 / 40	
	Prone Positioning System	EL905	
	Prone Positioner	EL903	
	Large Prone Positioner	EL904	
	Elite Positioners Prone Pad	ELP914	
	Universal Positioner	AZ500	
	Chest Rolls	EL214 / 215 / 216 / 217 / 218 OA211 / 12 / 13	
	Dome Positioner	EL210	
	Patient Positioners	OA050 / 51 / 52 / 53	
	Extremity Belt	OA113	
	Positioning Belt	OA110	
	<b>Leg &amp; Knee</b>	Arm / Knee Pad	EL401 / 402
		Leg Protector	AZ400
<b>Ankle, Heel &amp; Foot</b>	Dome Positioner	EL210	

# Lateral Positioning



Body Area	Product Description	Codes
<b>Head &amp; Neck</b>	Open Head Ring	EL021 / 022 OA021 / 022
	Head Protector	AZ100
	Closed Head Rings	EL011 / 12 OA010 / 11 / 12
	Face Pad	OA140
<b>Arm &amp; Elbow</b>	Arm/Knee Protectors	AZ200 / 201
	Armboard Pads	EL070 / 72 / 401 / 402 OA101 / 070 / 071 / 072
	Ulnar / Brachial Protector	OA061 / 062
<b>Body</b>	Table Pads	AZ610 / 611 EL030 / 31 OA030 / 31 / 32 / 37 / 40
	Lateral Positioner	EL900
	Prone Positioning System	EL905
	Oasis Elite Positioners Prone Pad	ELP914
	Universal Positioner	AZ500
	Lateral Park Bench Positioner	EL913
	Patient Positioners	OA050 / 51 / 52 / 53
	Positioning Belt	OA110
	Extremity Belt	OA113
	Flat Bottom Chest Rolls	EL214 / 215 / 216 / 217 / 218 OA211 / 212 / 213
<b>Leg &amp; Knee</b>	Azure Leg Protector	AZ400
<b>Ankle, Heel &amp; Foot</b>	Heel & Ankle Protector	OA200
	Oasis Elite Lateral Leg Positioner	EL800

# Lithotomy Positioning



Body Area	Product Description	Codes
<b>Head &amp; Neck</b>	Head Protector	AZ100
	Closed Head Rings	EL011 / 12 OA010 / 11 / 12
	Face Pad	OA140
<b>Arm &amp; Elbow</b>	Arm Protectors	AZ200 / 201
	Armboard Pads	EL070 / 71 / 72 / 401 / 402 OA101 / 070 / 071 / 072
	Ulnar / Brachial Protector	OA061 / 062
	Arm Retainer Pad	OA100
<b>Body</b>	Table Pads	AZ610 / 611 EL030 / 31 OA030 / 31 / 32 / 37 / 40
	Sacral Protector	AZ300 / 301
	Patient Positioners	OA050 / 51 / 52 / 53
	Positioning Belt	OA110
	Extremity Belt	OA113
		EL214 / 215 / 216 / 217 / 218 OA210 / 211 / 212 / 213
<b>Leg &amp; Knee</b>	Crutch Stirrup Pad	AZ410 OA090 / 91 / 92
<b>Ankle, Heel &amp; Foot</b>	Heel & Ankle Protector	OA200

# Technical Guide

Trulife's Pressurecare range are Class 1 medical devices registered in Ireland and in conformity with the Medical Devices Directives S1252 (93/42/EEC) as amended by Directive 2007/47EC.

The Oasis, Oasis +, Elite and Azure ranges are manufactured to I.S. EN ISO 13485:2016 standards, each carrying the CE quality mark and are guaranteed against manufacturing defects for 2 years.

Pressurecare products have been subjected to a series of rigorous tests to ensure that the materials used in their manufacture provide the optimal level of benefits to the anaesthetised patient to ensure compatibility with everyday use in the operating room environment. The results of these tests are outlined in the following pages.



## Contents

### SECTION 1 – PATIENT PROTECTION TEST

Test 1 – Interface Pressure	32
Test 2 – Pressure Relieving Properties of Silicone Gel	34

### SECTION 2 – PATIENT COMPATIBILITY TESTS

Test 1 – Skin Compatibility	35
Test 2 – Bacteriological Data	35
Test 3 – Plasticizer & Fibreglass Content	35

### SECTION 3 – GENERAL USE OF GEL PADS IN AN OPERATING ROOM ENVIRONMENT

Test 1 – Disinfectant Report	36
Test 2 – Flammability Test	36
Test 3 – Autoclave Sterilisation (Oasis+ Range Only)	37
Test 4 – Temperature Test	37
Test 5 – Freezing Test	38
Test 6 – Conductivity Test	38
Test 7 – X-Ray Attenuation	38
Test 8 – MRI	39

### SECTION 4 – DURABILITY TESTS

Test 1 – Compression Test	40
Test 2 – Dynamic Roll Test	40
Test 3 – Stress Test	41
General Use	41
Conclusion	41
Summary	42
Hospital comments on the Trulife Pressurecare Range	44
Index	46



*Trulife is committed to providing improved levels of pressure care products to both patients and healthcare systems so that pressure injuries can be eradicated. Vast amounts of in-depth research have gone into the development of each range*

# Section 1 – Patient Protection Test

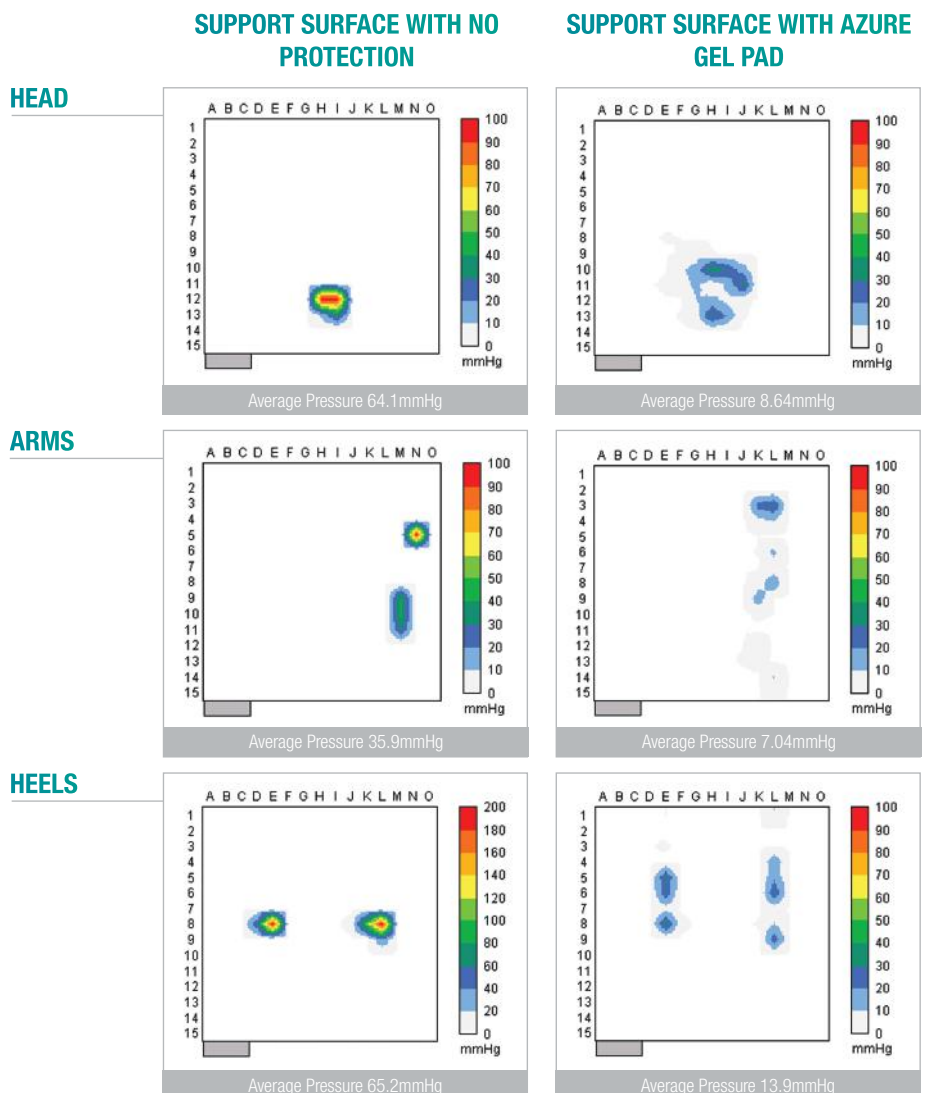
## Test 1 – Interface Pressure

Pressure, the amount of force exerted on a given area, is often measured in millimetres of mercury (mmHg). When a force or pressure greater than normal capillary pressure is exerted on a body over time, this can restrict blood flow to the area and cause serious tissue damage. It is important therefore, to reduce this pressure particularly at the more susceptible parts of the body.

Our gel pads help relieve pressure by increasing the area of contact between the body part and the supporting surface (i.e. Trulife Pressurecare Pads).

We use Force Sensitive Applications (FSA) to evaluate our products for their pressure relieving capabilities. FSA is essentially a clinical tool that allows us to evaluate and map the interface pressure between a person and the support surface (i.e. product) they are lying on. The Pressure Mapping System is a versatile tool that provides accurate information in an easy to interpret graphical format.

When interpreting the Interface Pressure Maps, the lower the average interface pressure, the higher the degree of pressure relief of the product. For more detailed testing information, please contact your distributor.

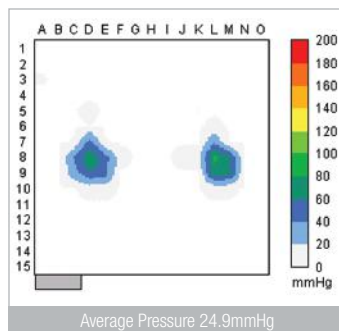
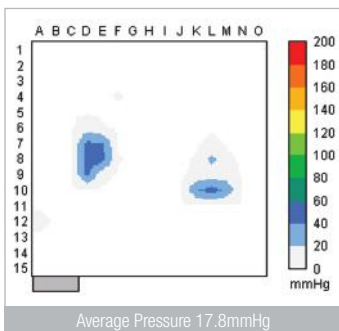
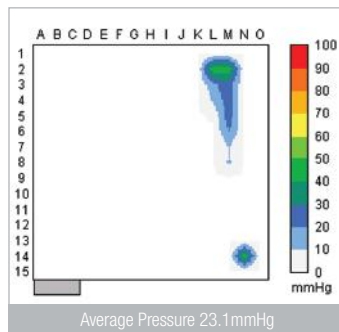
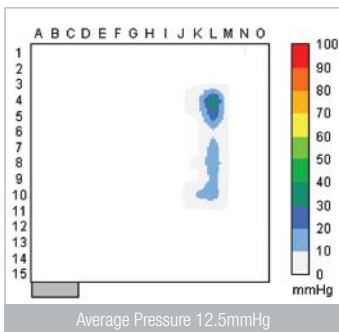
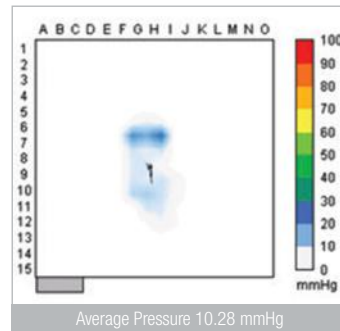
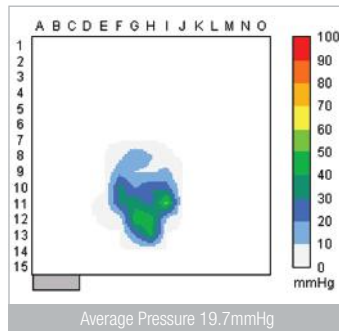
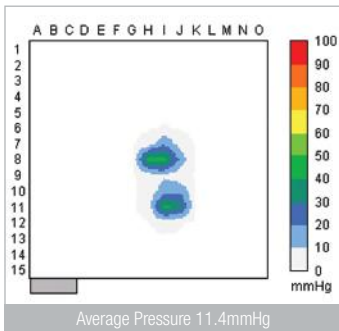


Tested in accordance with protocol for interface pressure management Ref: FSAT.0017



Studies comparing the pressure-reducing abilities of standard foam procedure bed mattresses to gel mattresses (i.e. visco-elastic polymer) have found gel mattresses to be more effective <sup>1</sup>

<sup>1</sup>2011 Perioperative Standards and Recommended Practices AORN "Recommended Practices for Positioning the Patient in the Perioperative Practice Setting"



# Section 1 – Patient Protection Test

## Test 2 – Pressure Relieving Properties of Silicone Gel

The material used in the Trulife range is a medical grade silicone; it is softer than both skin and underlying tissue. This means that pressure is relieved by the slight movement of the silicone gel and resulting dissipation of pressure/force across the product.

### Silicone Gel Versus PU/Polymer Gel

Tests were carried out on Trulife’s products by the School of Physics, Dublin Institute of Technology, Kevin Street, Dublin, Ireland. They studied the ‘cushioning’ / pressure relieving properties of six product samples made using different types of films and silicone fillings. The test samples were flat, donut and heel pad shapes filled with either silicone or polyurethane gel and using films of various thicknesses.

The results of these tests show that the flat, silicone filled samples had superior pressure relieving properties when compared with specimens made from polyurethane gel.



Other studies support the benefits of gel. The recommended practices from AORN state that “foam and gel mattresses are effective for preventing both skin changes and pressure sore formation”<sup>3</sup>

<sup>3</sup> 2008 Perioperative Standards and Recommended Practices AORN  
“Recommended Practices for Positioning the Patient in the Perioperative Practice Setting”

## Section 2 – Patient Compatibility Test

### Test 1 – Skin Compatibility

Silicone is widely acceptable to most biomedical applications and poses no risk to the user.

Irritancy potential tests were performed by CYTOX, Gottlieb-Keim-Strabe 60, 95448 Bayreuth, Germany. The tests were carried out in accordance with ISO 10993-10 and ISO 10993-1 which require clinical trials to be conducted in accordance with the principles of good clinical practice. Suppliers of the materials used to manufacture Trulife's Pressurecare products have confirmed that these materials do not support microbiological growth.

### Test 2 – Bacteriological Data

Silicone is an elastomer which provides a unique balance of chemical and mechanical resistance and due to its pure state displays exceptional biocompatibility.

Suppliers of the materials used to manufacture Oasis, Oasis+, Elite and Azure Gel Pads have confirmed that these materials are do not support microbiological growth.

### Test 3 – Plasticizer & Fibreglass Content

Suppliers of the materials used to manufacture Oasis, Oasis+, Elite and Azure gel pads have confirmed that these materials are plasticizer and fibreglass free.



# Section 3 – General Use of Gel Pads in an operating room environment

## Test 1 – Disinfectant Report

The Trulife range is easy to clean / disinfect between surgical cases and is more hygienic than many disposable foam options which can facilitate bacterial growth by absorbing fluids. The disinfectant market is a very heterogeneous one comprised of a number of suppliers. Thus, testing types of chemistries, rather than brands, is the most logical approach. The three primary chemistries are:

- Phenolics
- Quaternary ammonia
- Quaternary ammonia and alcohol blends (Alcohol, chlorine)

This list covers the major families of detergents.

If there is something specific that you wish to confirm please contact your local distributor.

Cleaner/Disinfectant (Manufacturer)	Main Chemistry	Tested	Mix Ratio
<b>Santex A</b>	Water, Sulphates	no	-
<b>Safeseat</b>	Ethanol	no	-
<b>Incidur Spray (Henkel Hygiene GmbH)</b>	Aldehydes, alcohols, quaternary compounds	yes	neat
<b>Incidin Plus (Acidic)</b>	Glucoprotamin, quaternary ammonium	yes	200 to 1
<b>Pursept (Corrosive)</b>	Ethanol, Glyoxal, Quaternary Compounds	yes	100 to 1
<b>Cutasept F (Bode)</b>	Alcohol, porpan	no	-
<b>Cutasept G (Bode)</b>	Alcohol, porpan	no	-
<b>Milton (Sodium hypochlorite, chlorine)</b>	Sodium hypochlorite, chlorine	yes	100 to 1
<b>Terminator New Century Sales</b>		no	-
<b>Mikrozid (S&amp;M)</b>	Ethanol, propanol	yes	5 to 1
<b>Bacillol AF (Bode)</b>	Ethanol, propanol	no	-
<b>Bigusept Fluid (Bode)</b>	Alcohol	no	-
<b>Vikron</b>	Potassium Peroxomonosulphate, Sulphamic Acid, Sodium alkyl benzene sulphonate	yes	100 to 1

Please note that it is not advisable to soak the Oasis, Oasis+, Elite and Azure pads in a cleaning solution overnight as this may affect the long-term durability of the products.

## Test 2 – Flammability Test

Flammability tests were carried out by BTTG Fire Technology Services, Atlantic St, Broadheath, Attrinchau WA14 5DW, UK, in accordance with section 2 of BS 7175. Results indicate that when tested against this standard for ignitability in its “as received” condition, Trulife’s Pressurecare range are fire rated as self-extinguishing.

### Test 3 – Autoclave sterilisation (Oasis+ range only)

The Oasis+ products have been tested for Autoclave sterilisation.

Autoclave testing protocol was defined by Trulife and tested by an independent testing lab. Protocol based on accepted international sterilisation standard in consultation with Tallaght (AMNCH) hospital according to HSE Code of Practice for Decontamination of RIMD, Version 1.0.

The tests reported no discernible change in appearance, no degradation and no contaminations from the products after 24 Autoclave Sterilisation Cycles at 134 °C and 3 minutes. As part of Trulife’s testing protocol products used for Autoclave testing were lifecycle and pressure map tested pre and post autoclave cycles for comparison results. No change in function or performance was recorded.

*Note: number of cycles based on customer feedback regarding number of cycles products may be subjected to (max of once a month for 2yr warranty = 24cycles)*

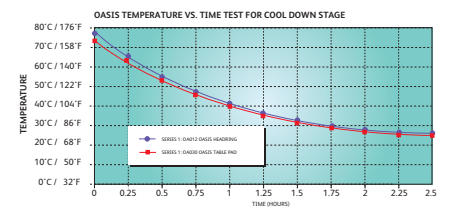
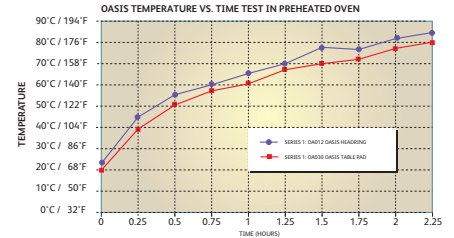
### Test 4 – Temperature Test

Thermal stability is very important when the material is in contact with the body, as the temperature of the body and its environment is continually changing.

The test replicates the treatment that Trulife’s Pressurecare range would receive in a hospital setting when placed in a preheated oven for a period of time to heat it up prior to it being used under a patient. The temperature of the product is monitored while heating in the oven and while cooling down to room temperature. The test results indicate that it takes a minimum of 30 minutes to heat the product from a temperature of 20°C / 68°F to 50°C / 122°F. In isolation, the product will not return to room temperature for at least 3 hours. This time will vary according to room and patient temperature.

Tests were performed by the Research & Development Laboratory of Trulife Ltd, Dublin 24, Ireland.

The Trulife Pads may be preheated to 40 degrees, or heated to body temperature, in an oven or used in conjunction with a heating mattress. Please follow instructions of the oven or mattress manufacturer as appropriate. (Refer to good clinical practices). Please follow oven or mattress manufacturer instructions.



# Section 3 – General Use of Gel Pads in an operating room environment

## Test 5 – Freezing Test

Tests were performed by the Research and Development Laboratory of Trulife Ltd, Dublin 24, Ireland investigating the effect of freezing temperatures on Trulife’s Pressurecare Products when stored at temperatures of -18°C / 0° F for 7 days without any deterioration in their condition. The results of the test indicate that damage is unlikely to occur as a result of freezing temperatures. We recommend that the products can be cooled to -12°C without any adverse effects.

## Test 6 – Conductivity Test

Tests were performed by Compliance Engineering Ireland to establish the Electrostatic Resistance on the Trulife ranges.

One product from each brand was tested.

The testing showed that the parts are Non Conductive( Insulative)

## Test 7 – X-Ray Attenuation

The Trulife Oasis, Elite and Azure pads are x-ray translucent, however, higher radiation levels may be needed (See table below).


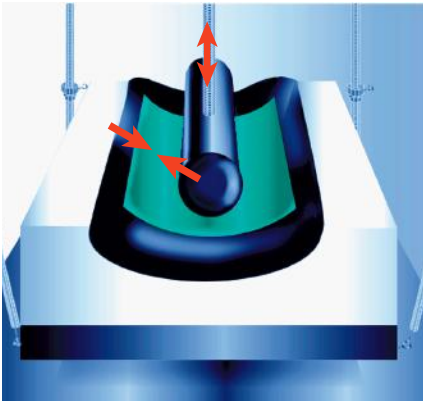
Attenuation Assessment			
Product	Product Tested: Materials & Thickness	Exposure Factor's during Test's	Product Attenuation in mm of Aluminium
OA030	10mm thick, silicone	100kVp, 40mAssec's	2-4mm
OA212	75mm thick, silicone		> 10mm Aluminium
EL012	At centre, 10mm silicone & foam		2-4mm
	At edge, 50mm silicone & foam		4-6mm
EL141	At centre, 40mm silicone & foam		4-6mm
	At edge, 140mm silicone & foam		> 10mm
EL216	75mm thick, silicone & foam		6-8 mm
AZ500	60mm, 2 types of silicone		> 10mm
AZ600	10mm, 2 types of silicone		2-4mm
FP012	75mm silicone, foam & fabric		2-4mm
FP050	90mm silicone, foam & fabric		2-4mm

## Test 8 – MRI

For medical implants and devices, the objectives of Magnetic Resonance Imaging (MRI) testing determines the presence of magnetic field interactions, heating, and artifacts in association with the use of an MRI system. Accordingly, assessments of magnetic field interactions (deflection angle and torque), MRI-related heating, and artifacts were conducted at 3-Tesla on the Trulife range. The Trulife Pressurecare range does not cause significant signal loss or distortion during MRI imaging and is considered to be an acceptable device that may be used for patient positioning or patient comfort migration.

Project Conducted by: Frank G. Shellock, Ph.D. President and CEO  
Shellock R & D Services, Inc.

For more detailed testing information, please contact your local distributor.



## Section 4 – Durability Tests

### Test 1 – Compression Test

Silicone shows resistance to weathering which is important for the long term life of the products.

When used in a normal environment a Trulife Pressurecare product is repeatedly compressed and relaxed when a patient is placed on and removed from the pad.

The compression test assesses the impact of a static bar being applied to and removed from the products continuously at a predetermined rate dependent on the size and specific application of the product. It is carried out at room temperature in an enclosed area.

We require a product to undergo a minimum of 20,000 cycles at a rate of 15 cycles per minute without showing any signs of damage to successfully pass this test. Over a 2 year life span, this would simulate 27 compressive actions on the product for each day of the year.

### Test 2 – Dynamic Roll Test

During normal use, the gel pads are likely to be pulled, pushed and rolled into position on an operating table. The Dynamic Roll Test assesses the likelihood of the silicone separating from the film during normal positioning and storage over the life of the product. During this test, the product is attached to a jig in a flat position and is subjected to a rolling action which effectively folds it in half and then rolls it back to its original flat position.

The machine runs at 10 cycles per minute and the test is continued for a minimum of 5000 cycles. It is carried out at room temperature in a controlled environment. This is an accelerated test which simulates the product manipulation and positioning for each day of usage. A product is expected to withstand this treatment without showing any signs of damage before being added to the Trulife Pressurecare range.





## Test 3 – Stress Test

In the marketplace, Trulife's Pressurecare Range is likely to be pulled and manipulated repeatedly during everyday use. This will create high local stresses in a product and will have a tendency to encourage the separation of film and gel. The Stress Test measures the degree of adhesion between the film and gel of the Trulife Pressurecare Range and therefore enables us to confidently predict the ability of the product to perform its function over the required lifetime.

A sample piece is subjected to a 50 Newton Load cell on a Lloyd PVM3 Tensile Tester as illustrated in the diagram. This machine runs at a speed of 200 mm per minute and the test is conducted at room temperature. The force, extension and appearance of the sample are recorded over a 5 minute test period. A minimum value of 30 Newtons is required for a product to pass this test.

## General Use

### PLEASE NOTE:

- Due to our manufacturing process a slight variation in colour may occur between individual products.
- Product dependent a tolerance of +/- 10mm is applied to all product dimensions.
- The position of the model in certain images is intended to display the products only and may not be surgically accurate in all cases.
- We offer a guideline to help select products for different surgical positions. Please refer to good clinical practices when selecting products.

### WHAT IF THE PRODUCT GETS CUT?

While a repair kit is available, in the event of the product being cut, it is highly recommended that the product be discarded to avoid the risk of infection.

For the Oasis + range, If the product is cut, it is safe to use as long as the area in question can be cleaned.

### DO THE PRODUCTS CARRY A GUARANTEE?

All products are guaranteed against manufacturing defects for a period of 2 years.

## Conclusion

Silicone has been a world leader in the medical industry and will continue to be a prominent material in the future.

Trulife uses it in its manufacturing, as the properties and adaptability far exceeds any other material in its field including polyurethanes. This is mainly due to its pressure relieving quality and its compatibility with skin.

The Trulife Pressurecare range is a simple and cost effective solution with a comprehensive offering to cover all surgical procedures.

# Summary

Re-distributes weight effectively

High load-bearing capacity

Supports weight without bottoming out

Silicone performs most like human skin

Medical Grade Silicone is highly durable and chemically stable compared to many other gels

Over time its mechanical properties (softness etc) are likely to last much longer

Easily cleaned

X-ray translucent\*

\*Oasis+ Range has not been X-ray or MRI tested.

Reusable

Acceptable for use with MRI\*

Fibre glass and plasticizer free

Does not support bacterial growth

Shock-absorbing

Pads may be heated to body temperature 40°C

The products can be cooled to -12°C

High tensile strength and elasticity

Hypoallergenic

Reduce heat and friction

Can be moulded into any shape or form

Non-conductive

Cost effective

Won't leak, flow or bottom out

Easily repaired if cut

Fire rated as self-extinguishing

Does not harden over time

Retains it's original shape after deformation

Resistant to UV light

Market Leader in many Countries

Helps prevent Decubitus Ulcers and Nerve Injury



# Hospital comments on the Trulife Pressurecare Range

Pozycjonery żelowe są niezastąpionym produktem w pozycjonowaniu pacjenta na stole operacyjnym w każdej dogodnej pozycji. Dzięki swoim właściwościom przeciwdziałają powstawaniu odleżyn, oraz chronią przed ryzykiem podrażnienia nerwów.

Produkty te nie zawierają lateksu, który jest jednym z czynników alergicznych. Pozycjonery są przezroczyste dla promieni RTG, dzięki czemu nie ma konieczności usuwania ich spod pacjenta podczas operacji. Powłoka, z której są wykonane pozycjonery jest łatwa do czyszczenia i dezynfekcji, co w dużym stopniu ułatwia pracę personelu.

Jesteśmy bardzo zadowoleni z pozycjonerów żelowych TRULIFE, znacznie ułatwiają one pracę naszego zespołu.

**Hospital Bielanski, Anesthesiology and Intensive Care Department, Warszawa, Agnieszka Bartczak, Ward Nurse**

---

Zespół bloku operacyjnego Kliniki Neurochirurgii chciałby podzielić się opinią na temat pozycjonerów żelowych. Pozycjonery żelowe, które mamy przyjemność kupować od firmy Empireum zapewniają naszym pacjentom ogromną wygodę i bezpieczeństwo podczas długotrwałych i ciężkich zabiegów operacyjnych. Dzięki temu, że umożliwiają właściwe ułożenie ciała poprzez odpowiednie dopasowanie to zapobiegają powstawaniu odleżyn.

Są łatwe do mycia i czyszczenia przy użyciu standardowych środków dezynfekcyjnych, lekkie i miłe w dotyku, wszystko to na pewno jest ogromną zasługą materiału z którego są wykonane. Jesteśmy zadowoleni z zakupu wyżej wymienionych pozycjonerów i mamy nadzieję na dalszą owocną współpracę.

**Z powa niem, Institute of Psychiatry and Neurology Neurosurgery clinic**

---

Trulife Gel Positioners are indispensable products in the positioning of patients in the Operating Room. The positioners protect the patient from pressure sores and nerve injuries. They are kind to the skin because they are latex free.

The positioners are x-ray translucent, therefore, there is no need to remove them from the patient during surgery. The products are easy to clean and very hygienic, which helps the staff.

We are very happy with the Trulife Gel Positioners because they make our team's job easier.

**Hospital Bielanski, Anesthesiology and Intensive Care Department, Warszawa, Agnieszka Bartczak, Ward Nurse**

---

The Trulife Gel Positioners, which we are pleased to buy from the company Empireum, provide our patients with comfort and eliminate the dangers of pressure sores during long and difficult surgeries. They allow the correct positioning of the patient and are hygienic.

Due to the material they are made from, they are easy to clean using standard detergents and disinfectants. They are light to lift and feel nice to touch. We are happy with Trulife Gel Positioners and we are looking forward to further fruitful cooperation with Trulife.

**Z powa niem, Institute of Psychiatry and Neurology Neurosurgery clinic**

---

Die Anwendung der Lagerungshilfsmitteln der Firma Trulife ist ein wichtiger Bestandteil meiner täglichen Arbeit im OP zur optimalen Patientenpositionierung. Die Produkte entsprechen allen Anforderungen, die ein Lagerungshilfsmittel erfüllen muss.

Sie sind leicht anzuwenden und gewähren einen sicheren Dekubitusschutz. Desweiteren sind alle Lagerungshilfsmittel latexfrei, röntgenstrahlendurchlässig, gut zu desinfizieren, widerstandsfähig und reparaturfreundlich. Trulife bietet mit seinem umfangreichen Sortiment eine Lösung für nahezu jede Lagerung.

Auch Extremlagerungen, wie zum Beispiel die OP-Lagerung von Adipositaspatienten in Bauchlage oder Seitenlage sind sicher mit den Trulifeprodukten umzusetzen.

---

**Katrin Schmidt, Fachkrankenschwester für Anästhesie und Intensivmedizin**

---

Eine angenehme Lagerung mit weichen, vorgewärmten Materialien nimmt dem Patienten im Vorfeld der Operation die Angst, lindert Schmerzen und lenkt vom Geschehen ab. Mit vielseitig einsetzbaren Systemen sowie gut ausgearbeiteten Standards können Lagerungen schnell und professionell durchgeführt werden, was zu einer erheblichen Zeitersparnis im OP führt und eventuelle Folgekosten durch Dekubiti reduziert.

Ich habe mich für das umfangreiche System von Trulife entschieden, weil ich damit jede Positionierung individuell durchführen kann.

Durch die Vielzahl der Polster habe ich für jede Lagerung eine Lösung und muss nicht verschiedene Systeme mischen.

---

**Sabine Graf-Redecker, Fachkrankenschwester für Anästhesie und Intensivmedizin**

---

In order to correctly position patients in the Operating Room I use Trulife Gelpads on a daily basis. These products meet all the requirements a positioning pad has to fulfil.

They are easy to use and give the patient great protection. Furthermore, all pads are latex free, radiograph radiolucent, easy to disinfect, robust and easy to repair.

Trulife offers an extensive range of gelpads to suit every patient's position. Even extreme positions like positioning an adipose patient, prone and lateral positions are safe and possible.

---

**Katrin Schmidt, Fachkrankenschwester für Anästhesie und Intensivmedizin**

---

'Trulife Gelpads offer patients a pleasant positioning experience. The soft and warm pads reduce the fear and the pain of the patient and distract him/her from the operation.

With manifold systems and correct frameworks we can position the patient quickly and professionally so that we save time and follow-up costs caused by decubitus. I use the Trulife Gelpads because they suit every position and I don't have to use different systems.

---

**Sabine Graf-Redecker, Fachkrankenschwester für Anästhesie und Intensivmedizin**

---

# Index

## TABLE PAD PROTECTION

Code	Description	Dimensions (mm)	Page
<b>AZ610</b>	Azure Universal Table Pad	520 x 520 x 10	6
<b>AZ611</b>	Azure ¾ Length Table Pad	1150 x 520 x 10	6
<b>EL030</b>	Oasis Elite Universal Table Pad	520 x 520 x 30	6
<b>EL031</b>	Oasis Elite ¾ Length Table Pad	1150 x 520 x 20	6
<b>OA030</b>	Oasis Universal Table Pad	520 x 520 x 10	6
<b>OA031</b>	Oasis ¾ Length Table Pad	1150 x 520 x 10	6
<b>OA032</b>	Oasis Full Length Table Pad	1800 x 520 x 10	6
<b>OA037</b>	Oasis Torso Section	990 x 500 x 10	6
<b>OA033</b>	Oasis Full Length Incubator Pad	605 x 335 x 10	7
<b>OA040</b>	Oasis Perineal Table Pads	520 x 520 x 10	7

## ARM & ELBOW PROTECTION

Code	Description	Dimensions (mm)	Page
<b>AZ200</b>	Azure Arm Protector Short	330 x 140 x 30	10
<b>AZ201</b>	Azure Arm Protector Long	460 x 180 x 35	10
<b>EL401</b>	Oasis Elite Contoured Armboard Pad	510 x 155 x 40	10
<b>EL402</b>	Oasis Elite Contoured Armboard Pad	395 x 140 x 40	10
<b>OA101</b>	Oasis Contoured Armboard Pad	510 x 150 x 35	10
<b>EL070</b>	Oasis Elite Armboard Pad Short	400 x 125 x 20	10
<b>EL072</b>	Oasis Elite Armboard Pad Long	600 x 125 x 20	10
<b>OP101</b>	Oasis + Long Armboard pad	500 x 161 x 40	10
<b>OA061</b>	Oasis Ulnar/Brachial Nerve Protectors (L)	460 x 210 x 8	11
<b>OA062</b>	Full Length	460 x 380 x 8	11
<b>OA070</b>	Oasis Armboard Pads	395 x 115 x 10	11
<b>OA071</b>	Oasis Armboard Pads	600 x 200 x 10	11
<b>OA072</b>	Oasis Armboard Pads	600 x 125 x 10	11
<b>OA100</b>	Oasis Arm Retainer Pad	170 x 110 x 18	11

## HEAD & NECK PROTECTION

Code	Description	Dimensions (mm)	Page
<b>AZ100</b>	Azure Head Protector	260 x 250 x 50	8
<b>EL141</b>	Oasis Elite Prone Head Rest Large	280 x 240 x 140	8
<b>EL142</b>	Oasis Elite Prone Head Rest Medium	273 x 220 x 135	8
<b>EL011</b>	Oasis Elite Closed Head Ring Adolescent	ø140 x 34	8
<b>EL012</b>	Oasis Elite Closed Head Ring Adult	ø200 x 50	8
<b>OA021</b>	Oasis Open Head Ring Adolescent	ø140 x 35	8
<b>OA022</b>	Oasis Open Head Ring Adult	ø200 x 50	8
<b>EL021</b>	Oasis Elite Open Head Ring Adolescent	ø140 x 34	9
<b>EL022</b>	Oasis Elite Open Head Ring Adult	ø200 x 54	9
<b>EL151</b>	Oasis Elite Supine Head Rest Adult	275 x 237 x 90	9
<b>EL152</b>	Oasis Elite Supine Head Rest Adolescent	275 x 230 x 65	9
<b>OA010</b>	Oasis Closed Head Ring Paediatric	ø90 x 20	9
<b>OA011</b>	Oasis Closed Head Ring Adolescent	ø140 x 35	9
<b>OA012</b>	Oasis Closed Head Ring Adult	ø200 x 45	9
<b>OA140</b>	Oasis Face Pad	165 x 80 x 8	9
<b>OP151</b>	Oasis+ Head & Neck Support	264 x 220 x 64	9

## BODY PROTECTION

Code	Description	Dimensions (mm)	Page
<b>AZ300</b>	Azure Sacral Protector Small	400 x 380 x 25	12
<b>AZ301</b>	Azure Sacral Protector Large	450 x 445 x 30	12
<b>AZ500</b>	Azure Universal Positioner	425 x 155 x 60	12
<b>EL905</b>	Oasis Elite Prone Positioning System	675 x 500 x 100	12
<b>EL903</b>	Oasis Elite Prone Positioner	610 x 530 x 130	12
<b>EL904</b>	Oasis Elite Large Prone Positioner	1115 x 520 x 140	13
<b>EL900</b>	Oasis Elite Lateral Positioner	720 x 500 x 160	13
<b>EL210</b>	Oasis Elite Dome Positioner	350 x 150 x 75	13
<b>EL214</b>	Oasis Elite Flat Bottom Chest Rolls	300 x 140 x 110	13
<b>EL215</b>	Oasis Elite Flat Bottom Chest Rolls	400 x 140 x 110	13
<b>EL216</b>	Oasis Elite Flat Bottom Chest Rolls	505 x 140 x 110	13
<b>EL217</b>	Oasis Elite Flat Bottom Chest Rolls	405 x 150 x 150	13
<b>EL218</b>	Oasis Elite Flat Bottom Chest Rolls	510 x 150 x 150	13
<b>OA211</b>	Oasis Flat Bottom Chest Rolls	305 x 95 x 75	14
<b>OA212</b>	Oasis Flat Bottom Chest Rolls	405 x 95 x 75	14
<b>OA213</b>	Oasis Flat Bottom Chest Rolls	505 x 92 x 75	14
<b>OA110</b>	Oasis Patient Positioning Belt	505 x 85 x 8	14
<b>OA113</b>	Oasis Extremity Belt	315 x 45 x 10	14
<b>OA050</b>	Oasis Universal Patient Positioners	150 x 60 x 40	14
<b>OA051</b>	Oasis Universal Patient Positioners	330 x 70 x 50	14
<b>OA052</b>	Oasis Universal Patient Positioners	290 x 100 x 60	14
<b>OA053</b>	Oasis Universal Patient Positioners	345 x 120 x 70	14
<b>ELP914</b>	Oasis Elite Positioners Prone Pad	480 x 1014 x 140	14
<b>EL913</b>	Oasis Elite Lateral Park Bench Positioner	520 x 413 x 230	15
<b>ELTS20</b>	Elite Trendelenburg System 20°		15
<b>ELTS40</b>	Elite Trendelenburg System 40°		15
<b>OP015</b>	Oasis+ Disc	200 x 200 x 4	15

## LEG & KNEE PROTECTION


Code	Description	Dimensions (mm)	Page
<b>AZ400</b>	Azure Leg Protector	515 x 180 x 40	16
<b>AZ410</b>	Azure Crutch Stirrup Pads	370 x 205 x 25	16
<b>EL800</b>	Oasis Elite Lateral Leg Positioner	650 x 400 x 230	16
<b>EL401</b>	Oasis Elite Knee Pad	510 x 155 x 40	16
<b>EL402</b>	Oasis Elite Knee Pad	395 x 140 x 40	16
<b>OA090</b>	Oasis Crutch/Universal Pads	320 x 220 x 10	16
<b>OA091</b>	Oasis Crutch/Universal Pads	395 x 245 x 10	16
<b>OA092</b>	Oasis Crutch/Universal Pads	520 x 300 x 10	16

## ANKLE, HEEL & FOOT PROTECTION

Code	Description	Dimensions (mm)	Page
<b>AZ401</b>	Azure Heel Protector	190 x 175 x 30	18
<b>EL130</b>	Oasis Elite Heel Pads	180 x 100 x 70	18
<b>OA130</b>	Oasis Heel Pads	180 x 100 x 70	18
<b>OA131</b>	Oasis Heel Cups	105 x 90 x 43	19
<b>OA200</b>	Oasis Heel & Ankle Protector	250 x 120 x 10	19

## Patient Positioning: Intensive Care Unit & Surgery

Code	Description	Dimensions (mm)	Page
<b>ELP200</b>	ARDS Prone Pad System		22
<b>ELP914</b>	Prone Pad Positioner	1014 x 480 x 140	23
<b>TR012</b>	Headrest Positioner	260 x 200 x 154	23
<b>ELP011</b>	Universal Positioner	330 x 230 x 50	23
<b>ELP049</b>	Wedge Positioner	250 x 200 x 100	23
<b>ELP214</b>	Roll Positioner	500 x 120	23
<b>ELP141</b>	Prone Headrest Pad	265 x 245 x 170	24
<b>ELP215</b>	Chest Positioning Pad	500 x 300 x 171	24
<b>ELP216</b>	Stomach Positioning Pad	500 x 300 x 161	24
<b>ELP217</b>	Hip Positioner Pad	500 x 300 x 81	24
<b>ELP218</b>	Shin Positioning Pad	500 x 310 x 150	24



**Trulife**  
Ireland  
Tel: +3531 4511755  
Email: info@trulife.com

**[www.trulife.com](http://www.trulife.com)**

 @TrulifeGroup

 /trulifegroup